

BALTIMORE CITY PUBLIC SCHOOLS EDUCATIONAL SPECIFICATIONS

PART 3: SITE SPECIFIC EDUCATIONAL SPECIFICATIONS

JOHN RUHRAH ELEMENTARY/MIDDLE PK-8 #228

AUGUST 9, 2016



PREPARED BY: CITY SCHOOLS STAFF

IMAGE CREDIT: GRIMM AND PARKER INC.

BALTIMORE CITY BOARD OF SCHOOL COMMISSIONERS

<i>Marnell Cooper</i>	<i>Chair</i>
<i>Tina Hike-Hubbard</i>	<i>Vice-Chair</i>
<i>Lisa Akchin</i>	<i>Commissioner</i>
<i>Cheryl A. Casciani</i>	<i>Commissioner</i>
<i>Linda Chinnia</i>	<i>Commissioner</i>
<i>Muriel Berkeley</i>	<i>Commissioner</i>
<i>Martha James-Hassan</i>	<i>Commissioner</i>
<i>Andrew Frank</i>	<i>Commissioner</i>
<i>Peter Kannam</i>	<i>Commissioner</i>
<i>Jonathan Townes</i>	<i>Student Commissioner</i>

BALTIMORE CITY PUBLIC SCHOOLS DISTRICT OFFICE

Office of Engagement

Office of Networks

Chief Academic Office

Chief Operations Office

Office of New Initiatives

21st Century School Buildings

BALTIMORE CITY SCHOOL COMMUNITY

- *Principal and Staff of John Ruhrah Elementary/Middle School*
- *Community and Partners of John Ruhrah Elementary/Middle School*
- *Parents and Students of John Ruhrah Elementary/Middle School*

BALTIMORE CITY ACKNOWLEDGEMENTS

<i>Dr. Sonja Santelises</i>	<i>Chief Executive Officer</i>
<i>Linda Chen</i>	<i>Chief Academic Officer</i>
<i>Alison Perkins-Cohen</i>	<i>Chief of Staff</i>
<i>J. Keith Scroggins</i>	<i>Chief Operations Officer</i>
<i>Donald R. Kennedy. Sr</i>	<i>Chief Financial Officer</i>
<i>DeRay McKesson</i>	<i>Interim Chief Human Capital Officer</i>

SITE-SPECIFIC EDUCATIONAL SPECIFICATIONS

SECTIONS

Part 1: General Requirements (under separate cover)

- A. Executive Summary
- B. City Schools' Mission
- C. City Schools' Portfolio
- D. School Safety and Security
- E. Community Use Guidelines
- F. Sustainability
- G. Instructional Technology
- H. General Design Criteria
- I. Building Design Criteria
- J. Site Design Criteria
- K. Project Specific Educational Specifications
- L. Additional Educational Specification Content

Part 2: Prototype Specific Requirements (under separate cover)

Volume I PK to 5 Prototype

Volume II PK to 8 Prototype

Volume III 6 to 12 Prototype

Volume IV 9 to 12 Prototype

Part 3: Site Specific Educational Specifications (General Requirements)

A.	Project Summary	1
B.	Project Background	4
C.	Project Educational Programs and Services	12
D.	General Project Design Criteria (Optional)	-
E.	Existing Site Conditions (Optional)	-
F.	Proposed Site Requirements	16
G.	Existing Building Systems Conditions (Optional)	-
H.	Proposed Building Systems Requirements (Optional)	-
I.	General School Design Criteria (Optional)	18
J.	Individual Space Descriptions	20
K.	Graphic Summary of Spatial Relationships (Optional)	-
L.	Summary of Spatial Requirements	45
M.	Appendix	51

SITE SPECIFIC EDUCATIONAL SPECIFICATIONS

TABLE OF CONTENTS

A. PROJECT SUMMARY.....1	J. INDIVIDUAL SPACE DESCRIPTIONS.....20
1. PROJECT JUSTIFICATION	1. NAME OF SPACE
2. PROJECT DESCRIPTION	2. PROPOSED ACTIVITIES
3. PROPOSED SCHEDULE	3. NUMBER/TYPE/GROUPINGS OF USERS
4. FACILITY SUMMARY	4. AREA, HEIGHT, VOLUME REQUIREMENTS
5. LOCATION MAP	5. RELATIONSHIPS TO OTHER SPACES
	6. STORAGE REQUIREMENTS
B. PROJECT BACKGROUND.....4	7. DISPLAY AND PROJECTIONS REQUIREMENTS
1. COMMUNITY DESCRIPTION AND HISTORY	8. PROPOSED FURNITURE AND EQUIPMENT
2. SCHOOL DESCRIPTION AND HISTORY	9. ACOUSTICAL REQUIREMENTS
3. EXISTING SITE PLANS, FLOOR PLANS, AND PHOTOGRAPHS	10. FLOOR, WALL, CEILING FINISHES
4. SUMMARY OF RECENT FEASIBILITY STUDIES OR ASSESSMENTS	11. MECHANICAL, ELECTRICAL, PLUMBING REQUIREMENTS
	12. SPECIAL SYSTEMS
C. PROPOSED EDUCATIONAL PROGRAMS AND SERVICES.....12	13. TELECOMMUNICATIONS SYSTEMS
1. SCHOOL GRADE ORGANIZATION	
2. PROPOSED CURRICULUM AND INSTRUCTIONAL METHODS AND TRENDS	L. SUMMARY OF SPATIAL REQUIREMENTS.....45
3. PROPOSED STAFFING	1. NAME OF SPACE
4. ENROLLMENT PROJECTIONS	2. EXISTING/PROPOSED QUANTITY
5. FUTURE PROGRAMS AND SERVICES	3. EXISTING/PROGRAMMED AREA OF BUILDING IN NET SQUARE FEET
F. PROPOSED SITE REQUIREMENTS.....16	4. TOTAL EXISTING/PROGRAMMED AREA OF BUILDING IN NET SQUARE FEET
1. PARKING — BUS, CAR, DELIVERY, SERVICE, STAFF, VISITOR	5. EXISTING/PROPOSED BUILDING EFFICIENCY (NSF/GSF)
2. SERVICE ACCESS	6. TOTAL EXISTING/PROPOSED BUILDING AREA IN GROSS SQUARE FEET
3. VEHICLE AND PEDESTRIAN ACCESS	
4. PLAYING FIELDS/COURTS/YARDS	M. APPENDIX.....51
5. NATURAL ENVIRONMENTAL AREAS	1. EXISTING SITE AND FLOOR PLANS
6. UTILITIES	
7. OTHERS	
I. GENERAL SCHOOL DESIGN CRITERIA.....18	
1. SPECIAL OR UNIQUE PROGRAMS REQUIREMENTS	

*Sections not included are provided in the school specific feasibility study.

A. PROJECT SUMMARY

A. PROJECT SUMMARY

A.1 Project Justification:

John Ruhrah PK-8 #228 currently has a poor Facility Conditions Index (FCI) and Educational Adequacy Score (EAS) based on the previously completed 2010 Jacobs building assessment report: School #228 has a FCI of 76.4 and a EAS of 54.5. The expansion of Ruhrah would help to alleviate current over-utilization, which will in turn impact larger issues of over-crowding in the Southeast. The project will start construction December 2017 and is planned to be complete by the fall of 2019. In SY 2019-20, it is anticipated that the State Rated Capacity of the building will be 976 and its projected utilization rate will be 93%.

A.2 Project Description:

The John Ruhrah building is currently totaled at 62,638 square feet; there is additional square footage from two modulars and a portable on site for an additional area of 14,260 sf. The original John Ruhrah Building was built in 1930, with an addition in 1976, modulars added in 1995 and 1999, and a portable added in 2008. The new gross square footage to meet the program requirements will be approximately 135,317 square feet. Ruhrah's projected enrollment will be 911 by SY2019-20. For the development of the site specific educational specification the PK - 8 prototype for an elementary-middle school (4-section) was used for the standard.

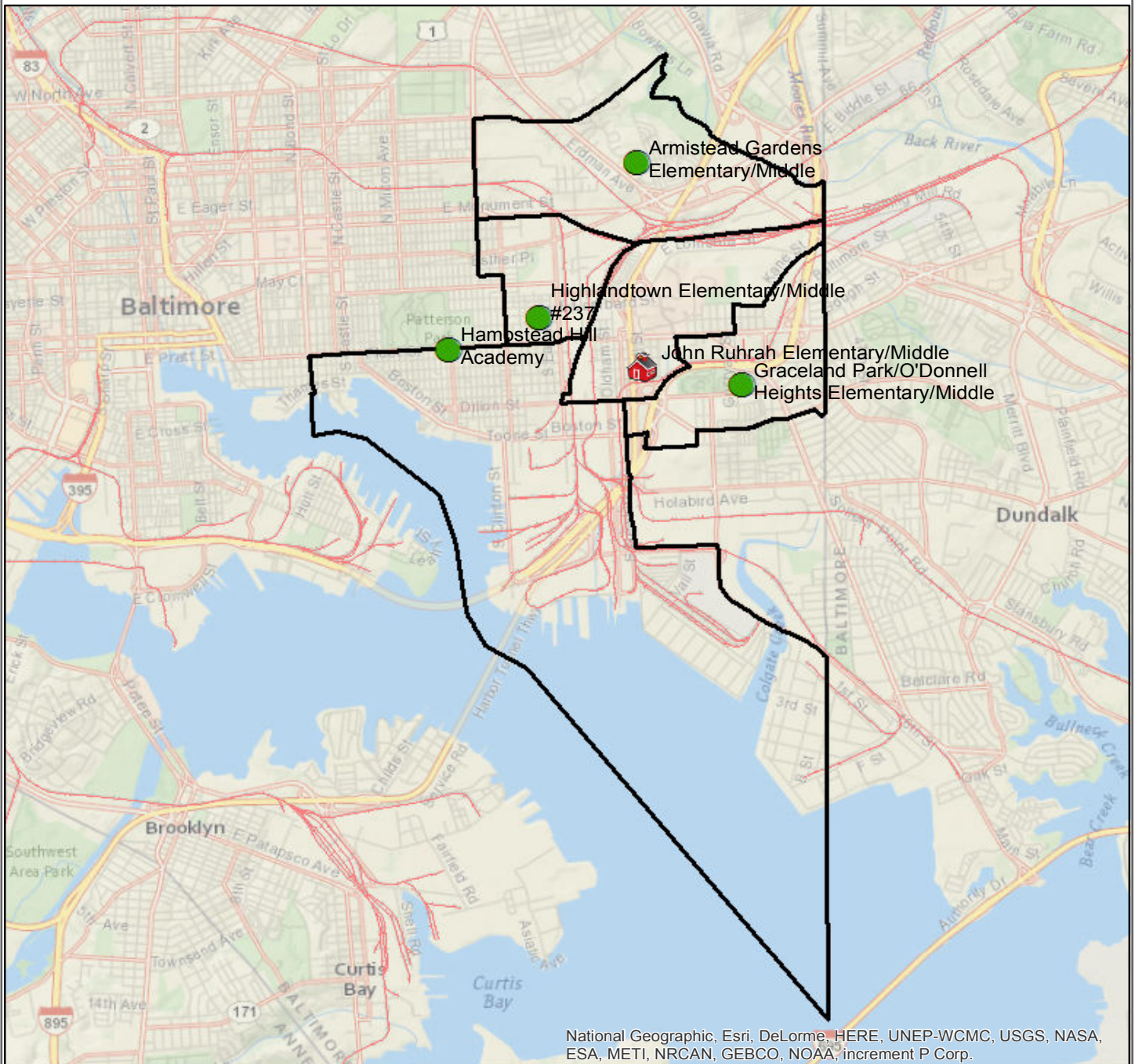
A.3 Proposed Schedule

Schedule		
Task	Start	Complete
Educational Specifications	August 2015	August 2016
Feasibility Study	August 2015	August 2016
Schematic Design	October 2016	December 2016
Design Development	January 2017	April 2017
Construction Documents	May 2017	September 2017
Permitting	October 2017	November 2017
Advertise/Bid/Award	November 2017	January 2018
Construction	February 2018	August 2019
Occupancy	August 2019	August 2019

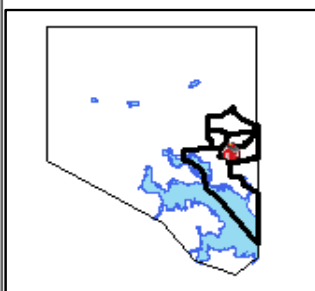
A.4 Facility Summary

Facility Summary		
	Current	2019-20 Planned
State Rated Capacity	419	976
Full Time Enrollment	795	848
Enrollment Trend	Growing	
Relocatables	None	None
Gross Square Footage	76,898	135,317

John Ruhrah PK-8 #228



National Geographic, Esri, DeLorme, HERE, UNEP-WCMC, USGS, NASA, ESA, METI, NRCAN, GEBCO, NOAA, increment P Corp.



Legend



John Ruhrah



ES Attendance Zones



Adjacent Schools



Rail Line

0 0.2 0.4 0.8 1.2 1.6 Miles



BALTIMORE CITY
PUBLIC SCHOOLS

B. PROJECT BACKGROUND

B. PROJECT BACKGROUND

B.1 Community Description and History:

John Ruhrah Elementary/Middle School is located in the Greektown community, which is located in the Southeast geographic area of Baltimore City. The school zone is composed of several other communities including Hopkins Bayview and Bayview, as well as the Canton Industrial Area and the Pulaski Industrial Area. Major boundaries in the area are comprised of rail lines to the west, and I-95 and rail lines to the south; Eastern Avenue bisects the school zone into two areas.

John Ruhrah Elementary/Middle #228 is located in Community Statistical Area (CSA) #41 (Orangeville/E. Highlandtown), which consists of a mix of primarily office-residence/business/industrial/residential zoning: M-2, M-3; R-6, R-7, R-8; B-2, B-3; and O-R. The past several years have shown major growth as shown by development (approximately 380 dwelling units are under construction/complete), and population growth, particularly within the Hispanic community which showed an increase of 26.6% between 2000 and 2010. The school serves one of the largest bilingual populations in Baltimore City Public Schools, with students representing 14 different countries speaking 10 different languages. In this CSA, 21.1% of the population is under the age of 18, and population showed an increase of 5.1% between the 2000 and 2010 Census. The majority of the housing stock is defined as Middle Market (these have median sales values above the City's average, as well as high homeownership rates). The median housing price rose 27.8% between 2010 and 2013.

B.2 School Description and History:

Constructed in 1930, John Ruhrah Elementary/Middle is a Pre-K through 8th grade school located in southeast Baltimore. The school was originally an elementary school, and started transitioning to an elementary/middle school in SY2007-SY2008 by introducing a 6th grade. The original building (44,587 sf) was added on to and renovated in 1976 (18,051 sf); two 2-classroom modulars were added in 1995, and one 4-classroom modular was added in 1999; and an 8-classroom portable was added in 2008 (the portable does not count towards the capacity of the Ruhrah facility). The middle school is currently housed in the modulars/portable. A new media center/technology center was done in 2011.

The school is approximately 76,898 sf (62,638 sf with an additional 14,260 sf from the modulars and portable) on a 5 acre full block site at 701 Rappolla Street. The school currently has 795 students enrolled for the 2015-2016 school year, up from 788 in 2014-2015. The student to teacher ratio for SY2014-SY2015 was 15:1. The SY2014-SY2015 make up of the student body was: 72% Hispanic; 19% white; 6% African American; and 3% other.

The past several years have shown consistent growth in enrollment, resulting in an SY2015-2016 utilization of 190%; this, coupled with larger over-crowding issues within the southeast has prompted City Schools to look at John Ruhrah Elementary/Middle as part of the 21st Century Plan.

B.3 Existing Site Plans, Floor Plans, and Photographs:

Existing Site and Floor Plans are located in the Appendix.

Exterior:



South modular and rec center facade



East (rear) facade and parking area



Main entry signage



East (rear) facade and modular entrances



Building facade

Interior:



Classroom



Classroom



Hallway



Classroom



Classroom



Classroom



Casement work



Typical classroom



Typical classroom



Typical classroom



Typical classroom



Floor damage



Bathrooms



Ceiling



Typical classroom



Casement work in typical classroom



Storage



Storage



Exit doorway



Service hallway



Stairwell



Hallway

B.4 Summary of Recent Feasibility Studies or Assessments:

The 10-Year Plan's recommendation, based on the Jacob's building assessment report (2010), for John Ruhrah is for the school program to be expanded and that both a renovation or replacement be considered for the school. The rationale behind this recommendation is as follows:

- The FCI suggests that renovation or replacement should both be considered, and that a building replacement may be the more cost-effective option.
- The John Ruhrah building falls below the target EAS of 80 for district buildings used for instruction and does not meet the standard for supporting excellent teaching and learning.
- The school does not meet the acceptable utilization rate for City Schools' buildings (65-100 percent) at 190 percent.
- Projected enrollment indicates the need for expansion to serve the current and growing population; a larger facility is necessary to meet a target utilization rate of 90 percent.

C. PROPOSED EDUCATIONAL PROGRAMS AND SERVICES

C. PROPOSED EDUCATIONAL PROGRAMS AND SERVICES

C.1 School Grade Organization:

John Ruhrah Elementary/Middle is a traditional elementary-middle school with grades Pre-K to 8. Consistent with the Prototype educational specifications, there is the desire to create appropriate separation between the elementary (grade PK - 5) and middle school (grade 6 - 8) students. This separation is most critical for the instructional spaces where the students spend the majority of their time, but it also applies to the various spaces and functions that are shared by all students. The instructional space separation is most easily addressed through physical separation of the classroom spaces assigned to each grade. The shared space separation is more a matter of location of shared functions and the ability to create paths to these shared spaces that minimize contact between the two segments of the school population.

C.2 Proposed Curriculum:

The John Ruhrah program contains several education programs which will impact the design of the building and space requirements. These programs are: ESOL, Judy Center, and the Newcomer Center.

C.3 Proposed Staff:

Proposed Staff	
Position	Quantity
Psychologist	1
General Educators	45
Teacher - Special Education	5
ESOL Educators	5
Paraeducator	3
Paraeducator - Pre K	4
Assistant - Non-Instructional/10mth	2
Custodial Worker I/12 mth	3
Educational Associate/10mth	2
Manager I - Cafeteria	1
Principal - Elementary	1
Secretary I - School	1
Speech Pathologist	2
Teacher - Staff Developer	1
Food Services Worker I/3.5 hrs	1
Food Services Worker I/6 hrs	2
Assistant Principal	2
Guidance Counselor	3
Librarian	1
Teacher - Physical Education	1
Teacher - Technology	1
Teacher - Music	2
Teacher - Art	2
Nurse	1
Occupational Therapist	1
Paraeducator - Special Education	5
Social Worker	2
IEP Team Associate	2

C.4 Enrollment Projections:

Enrollment projections are based on historic trends using the grade progression ratio (GPR), which uses historical enrollment in conjunction with the number of students who progress on the following year. While these values are the basis for the design capacity at a school, a number of other factors are taken into consideration, including recent developments, population growths, and general community trends. In addition, the goal is to provide even sections through the school to allow all students to matriculate through. The design enrollment for Ruhrah has been determined to be 911.

Grade	2015-16	2016-17	2017-18	2018-19	2019-20	2020-21
PK	82	84	84	84	84	84
K	97	92	95	95	95	96
1	95	97	93	93	94	94
2	92	96	96	92	93	94
3	79	89	90	91	87	88
4	83	77	87	87	88	84
5	76	81	75	83	84	84
6	60	73	75	71	78	79
7	68	61	71	72	69	76
8	63	67	61	69	70	68
Total	795	815	826	837	843	848

C.5 Future Programs and Services:

Community Partners

The Newcomer Center, the Judy Center, Out of School Time Support, and Community Services Suite are all components of the Community Space. The Community Services Suite includes a pantry, personal care space with shower, and laundry space. The Newcomer Center will act as a vital community resource to serve the large immigrant population of the southeast.

Enrollment of English Learners is increasing throughout Baltimore City Schools and many of these students have limited formal schooling. The Southeast part of the city is heavily impacted by this increased enrollment with many families residing in the area. A Newcomer Center will provide specialized, targeted English language instruction for students new to the country with particular focus on meeting the unique needs of students with limited formal schooling in grades 3-8. Additionally, this center will allow for student intake and enrollment to occur in a single location streamlining the process for families.

The community spaces are to support the community outside the hours of the typical school day. Additional program and service options which may be located within the Community Space include an after school program for students, day care services, social services facilities, counseling facilities, offices, conference rooms, recreational spaces and multi-purpose use spaces.

Baltimore City Schools General Education Specification calls for 21st Century School Buildings to become hubs of the community. Creating schools as hubs includes incorporating programs and services for students, parents, and community members within the school building. It also includes providing an opportunity for them to determine which programs and services should be included in the 3000 square feet of community space.

To engage stakeholders in the program, service needs and design of the community space, City Schools worked with the Mayors Office and the Family League of Baltimore to incorporate the Community Schools Planning

process used at more than 40 City Schools.

The planning process includes the identification of a community base organization to work with each Year 1 and Year 2 school to form a school base core team to complete a community needs assessment, gap analysis, survey stakeholders, host community forums and use available data to determine program and service needs to be included in the community space.

INSPIRE

To leverage the 21st Century Schools Initiative and to enhance the connection between the schools and the surrounding neighborhoods, the Baltimore City Planning Department launched a new program called INSPIRE. INSPIRE stands for Investing in Neighborhoods and Schools to Promote Improvement, Revitalization, and Excellence. This planning program focuses on the neighborhoods immediately surrounding each of the new or renovated schools that are a part of the 21st Century program, specifically the a 1/4-mile surrounding each school. Once the Board of School Commissioners approves a feasibility study preferred school design option, the site-specific kickoff of the INSPIRE community engagement and planning process for the surrounding neighborhoods starts.

F. PROPOSED SITE REQUIREMENTS

F. PROPOSED SITE REQUIREMENTS

F. Proposed Site Requirements:

F.1 Parking - bus, car, delivery, service, staff, visitor:

There is currently no dedicated on-site parking; staff and visitors informally park out by the modulars, but here is no parking and pavement abuts the modulars and pathways to the main building, providing safety concerns to kids traveling between structures. Most of the school parking is available on the street. Additional on-site parking would be helpful; however, due to sight constraints and existing footprints, parking should not take precedence over play areas.

F.2 Service access:

Current service access is on the interior/north side of the L-shape of the building; conditions are such that turning around is difficult. The route to this area runs alongside the playarea in the front of the building, which is not ideal. A loading area for small truck deliveries should be provided. There should be a clear separation of the delivery access/routes from play areas.

F.3 Vehicle and pedestrian access:

The majority of the students walk to school, entering the building at the main entrance on Rapolla. Though there is a ramp, it is not known if it is ADA compliant. The main entrance along Rapolla should be maintained and made ADA compliant. Since students come from all directions, visual access and security in all directions should be considered.

F.4 Playing fields/courts/yards:

The only amenity currently on-site is a playground on the southwest corner, a field in the northwest corner of the site, and a painted asphalt surface on the north side of the building for hopscotch and similar games. There should be two separate play areas provided on site- one for younger kids (PK-2) and one for older (3-5). All green / play space should be secured with a lockable perimeter fence.

F.5 Natural environmental areas:

There are no natural areas, excluding the large setback of the building from Rapolla street, and a tree grove on the northwest corner of the site. The east and southeast sides of the site are concrete embankment; it is unknown why the slope was treated this way and should be given consideration. The grove should be maintained. Due to restricted space on the site, opportunities should be considered for providing outdoor learning via other building opportunities.

F.6 Utilities:

Current utilities for both fire and domestic water are shown on the City record documents to enter the building on the west side north of the main entrance. The plans show a 4" domestic service with a 4" meter and a 6" fire service with a 6" detector check. There are no specific site requirement deviations from those outlined in the general Educational Specifications Part 1/Section J.

F.7 Other:

Due to the age of the structure, there is no existing storm water management. The majority of the site is impervious surface forming a plateau to where the grade of the surrounding streets drops in the southeast corner. Stormwater management requirements will need to be addressed for all new construction. The stormwater management design techniques could be incorporated as an environmental literacy learning tool for the School. The concrete retaining walls along the south and east sides of the site will need to be considered if changes are made to or near them.

I. GENERAL SCHOOL DESIGN CRITERIA

I. GENERAL SCHOOL DESIGN CRITERIA

I. General School Design Criteria

I.7 Special or Unique Program Requirements:

Through discussions with the internal School Administration, Staff and local Community leaders, several special and unique program requirements have been identified for John Ruhrah Elementary/Middle #228. These spaces generally are deviations from the general Educational Specifications requirements and are reflected as part of our Site Specific Educational Specifications. Below is a list of these program requirements along with a brief description and justification for each space.

02 Student Services

02.03 Support Services

02.03.02: Social Worker Office; One (1) Social Worker office at 100 sf

03 Teaching and Learning

03.01 Classrooms

03.01.09 Judy Center Resource Room; at 800 sf this will support the Judy Center spaces; it should be located near the community space.

04 Special Education

04.01 General

04.01.04 Two (2) ESOL classrooms, each at 900 sf.

04.01.05 Resource space specifically for ESOL use, at 250 sf

04.01.06 Teacher Planning Area specifically for ESOL use, at 300 sf

04.01.07 Office specifically for ESOL use, at 120 sf

04.01.08 Record Storage specifically for ESOL use, at 100 sf

04.01.09 IEP Conference room, at 250 sf

13 Community Space

13.04 Newcomer Center spaces within the Community Space

13.04.01 Reception/Community Room, at 500 sf

13.04.02 Classroom, at 700 sf

13.04.03 Office, at 110 sf

13.04.04 Conference room, at 225 sf

13.06 Judy Center Spaces within the Community Space

13.06.01 Judy Center Coordinator Office, at 100 sf

13.06.02 Judy Center Family Services Office, at 100 sf

13.06.03 Judy Center Administrative Assistant, at 100 sf

13.06.04 Judy Center Mental Health Consultant Office, at 100 sf

13.06.05 Judy Center Private Meeting Room, at 100 sf

13.06.06 Judy Center Office (WIC), at 100 sf

13.06.07 Judy Center Secure Records Storage, at 75 sf

J. INDIVIDUAL SPACE DESCRIPTIONS

J. INDIVIDUAL SPACE DESCRIPTIONS

This section of the document includes descriptions of the general guidelines and specific room requirements for each area of activity within the building that is different from the general Educational Specifications document.

Example:

ADMINISTRATION			<div>Key number → U 01 02 03</div> <div>“U” = Upper grades “L” = Lower grades “C” = Community space</div> <div>01 = Department 02 = Program Area 03 = Space/Room</div>				
Distributed Admin Storage							
PROGRAM	Description	Storage for administrative materials					
	Area Required (SF)	45					
	Number of Users	0					
	Adjacencies	Distributed Administration (U 01.02)					
ARCHITECTURAL	Ceiling	See standard specifications					
	Walls	See standard specifications					
	Floor	See standard specifications					
	Doors	See standard specifications					
	Windows	See standard specifications					
	Acoustics	See standard specifications					
SYSTEMS	Lighting	No special requirements					
	Audio/Visual	No special requirements					
	Telecom/Data	No special requirements					
	Electrical	No special requirements					
	HVAC	No special requirements					
	Plumbing	No special requirements					
	Specialty	No special requirements					
EQUIPMENT	Display						
	Casework/Millwork	6	LF	bookshelves			
	FF&E (NIC)						
REMARKS							

Baltimore City Public Schools

Educational Specifications

G 02 STUDENT SERVICES

DESIGN DEVIATIONS FROM PROTOTYPE

02.03.02 Added Program: Social Worker Office, 100 sf
One social worker office is currently part of the PK-8 Prototype; this deviation will provide an additional social worker office. This should be located near/adjacent to the other student services.

02.03 Support Services

		Description	Ed. Spec. Part 2/Vol. I Ref.
02	03.02	SOCIAL WORKER OFFICE	DIFFERS FROM STANDARD

Support Services | Social Worker

PROGRAM	<i>Description</i>	Primary work space for a social worker for individual counseling and small meetings
	<i>Area Required (SF)</i>	100
	<i>Number of Users</i>	1 user, 2 guests
	<i>Adjacencies</i>	Guidance (L 02.01)
ARCHITECTURAL	<i>Ceiling</i>	See standard specifications
	<i>Walls</i>	See standard specifications
	<i>Floor</i>	See standard specifications
	<i>Doors</i>	Provide side light with blind
	<i>Windows</i>	See standard specifications
	<i>Acoustics</i>	Walls run to deck above for acoustic privacy
SYSTEMS	<i>Lighting</i>	No special requirements
	<i>Audio/Visual</i>	No special requirements
	<i>Telecom/Data</i>	No special requirements
	<i>Electrical</i>	No special requirements
	<i>HVAC</i>	No special requirements
	<i>Plumbing</i>	No special requirements
	<i>Specialty</i>	No special requirements
EQUIPMENT	<i>Display</i>	4 LF tackboard 4 LF markerboard
	<i>Casework/Millwork</i>	
	<i>FF&E (NIC)</i>	1 desk/chair 9 LF bookshelves 2 guest chairs

REMARKS

L 03 TEACHING AND LEARNING

DESIGN DEVIATIONS FROM PROTOTYPE

03.01.09 Add Judy Center Resource Room:
This resource space will work in conjunction with the Judy Center organization to provide support services to students and parents.

03.01 Teaching and LEarning		Description	Ed. Spec. Part 2/Vol. I Ref.
03	01.09	JUDY CENTER RESOURCE ROOM	DIFFERS FROM STANDARD

Classrooms | Judy Center Resource

PROGRAM	<i>Description</i>	Additional learning space for ESOL students		
	<i>Area Required (SF)</i>	800		
	<i>Number of Users</i>	10+ students, 1-2 teachers		
	<i>Adjacencies</i>	All other Judy Center spaces (13.06)		
ARCHITECTURAL	<i>Ceiling</i>	See standard specifications		
	<i>Walls</i>	See standard specifications		
	<i>Floor</i>	See standard specifications		
	<i>Doors</i>	See standard specifications		
	<i>Windows</i>	See standard specifications		
	<i>Acoustics</i>	See standard specifications		
SYSTEMS	<i>Lighting</i>	Dual switching and electronic lighting controls		
	<i>Audio/Visual</i>	No special requirements		
	<i>Telecom/Data</i>	No special requirements		
	<i>Electrical</i>	No special requirements		
	<i>HVAC</i>	No special requirements		
	<i>Plumbing</i>	No special requirements		
	<i>Specialty</i>	No special requirements		
EQUIPMENT	<i>Display</i>	8	LF	tackboard
		6	LF	markerboard
	<i>Casework/Millwork</i>	8	LF	low bookshelves
		9	LF	counter: wall/base cabinet
		3	LF	lockable tall storage
	<i>FF&E (NIC)</i>	6		work table
		36		chairs
REMARKS	Location must be adjacent to other Judy Center Spaces			

L 04 SPECIAL EDUCATION

DESIGN DEVIATIONS FROM PROTOTYPE

04.01 ESOL rooms and spaces

John Ruhrah EM serves one of the largest bilingual populations in Baltimore City. The ESOL rooms will provide needed services to this population.

		Description	Ed. Spec. Part 2/Vol. I Ref.
04	01.04	ESOL CLASSROOM	DIFFERS FROM STANDARD
04	01.05	RESOURCE - ESOL	DIFFERS FROM STANDARD
04	01.06	TEACHER PLANNING - ESOL	DIFFERS FROM STANDARD
04	01.07	OFFICE - ESOL	DIFFERS FROM STANDARD
04	01.08	RECORDS STORAGE - ESOL	DIFFERS FROM STANDARD

04.01 Special Education

		Description	Ed. Spec. Part 2/Vol. I Ref.
04	01.09	CONFERENCE ROOM - IEP	DIFFERS FROM STANDARD

Classrooms | *ESOL Classroom*

PROGRAM	Description	Additional learning space for ESOL students					
	Area Required (SF)	900					
	Number of Users	10+ students, 1-2 teachers					
	Adjacencies	Resource - ESOL (L 04.01.05) and Classroom - ESOL (L. 04.01.04) should be distributed throughout the academic areas					
	ARCHITECTURAL	Ceiling	See standard specifications				
	Walls	See standard specifications					
	Floor	See standard specifications					
	Doors	See standard specifications					
	Windows	See standard specifications					
	Acoustics	See standard specifications					
SYSTEMS	Lighting	Dual switching and electronic lighting controls					
	Audio/Visual	No special requirements					
	Telecom/Data	No special requirements					
	Electrical	No special requirements					
	HVAC	No special requirements					
	Plumbing	Sink with drinking fountain					
	Specialty	No special requirements					
EQUIPMENT	Display	16	LF	markerboard w/ tack strip	8	LF	tackboard
		8	LF	markerboard w/ tack strip			
	Casework/Millwork	3	LF	teacher wardrobe			
		12	LF	counter/wall/base cabinet			
	FF&E (NIC)	1		teacher desk/chair	16		LF mobile storage
		30		mobile workstations/chairs			
		1		work table			
REMARKS	NA						

ESOL | Resource

PROGRAM	Description	Small learning space for ESOL students in small class groups			
	Area Required (SF)	250			
	Number of Users	8-12 students, 1 teacher			
	Adjacencies	Resource - ESOL (L 04.01.05) and Classroom - ESOL (L. 04.01.04) should be distributed throughout the academic areas			
ARCHITECTURAL	Ceiling	See standard specifications			
	Walls	See standard specifications			
	Floor	See standard specifications			
	Doors	See standard specifications			
	Windows	See standard specifications			
	Acoustics	See standard specifications			
SYSTEMS	Lighting	Dual switching and electronic lighting controls			
	Audio/Visual	Hearing assist system for hearing impaired per ADA			
	Telecom/Data	No special requirements			
	Electrical	No special requirements			
	HVAC	No special requirements			
	Plumbing	No special requirements			
	Specialty	No special requirements			
EQUIPMENT	Display	8	LF	markerboard w tack strip	8 LF tackboard
		8	LF	markerboard w tack strip	
	Casework/Millwork				
	FF&E (NIC)	3		work tables	
REMARKS		12		chairs	
		9	LF	mobile storage	
	NA				

ESOL | Teacher Planning

PROGRAM	<i>Description</i>	Professional space for ESOL teaching staff to work, plan, and collaborate		
	<i>Area Required (SF)</i>	300		
	<i>Number of Users</i>	4-8		
	<i>Adjacencies</i>	Office - ESOL (L 04.01.07), and Records Storage - ESOL (L 04.01.08)		
ARCHITECTURAL	<i>Ceiling</i>	See standard specifications		
	<i>Walls</i>	See standard specifications		
	<i>Floor</i>	See standard specifications		
	<i>Doors</i>	See standard specifications		
	<i>Windows</i>	See standard specifications		
	<i>Acoustics</i>	See standard specifications		
SYSTEMS	<i>Lighting</i>	Task lighting and overhead lighting		
	<i>Audio/Visual</i>	No special requirements		
	<i>Telecom/Data</i>	No special requirements		
	<i>Electrical</i>	No special requirements		
	<i>HVAC</i>	No special requirements		
	<i>Plumbing</i>	No special requirements		
	<i>Specialty</i>	No special requirements		
EQUIPMENT	<i>Display</i>	4	LF	tackboard
		4	LF	markerboard
	<i>Casework/Millwork</i>	15	LF	tall bookshelves
		12	LF	deep shelves 24"
		9	LF	counter: wall/base cabinet
	<i>FF&E (NIC)</i>	8		chairs w/conference table
REMARKS	NA			

ESOL | Office

PROGRAM	Description	Primary work space for ESOL staff	
	Area Required (SF)	120	
	Number of Users	1 user, 2 guests	
	Adjacencies	Teacher Planning - ESOL (L 04.01.06); Records Storage - ESOL (L 04.01.08)	
ARCHITECTURAL	Ceiling	See standard specifications	
	Walls	See standard specifications	
	Floor	See standard specifications	
	Doors	Provide side light with blind	
	Windows	See standard specifications	
	Acoustics	Walls run to deck above for acoustic privacy	
SYSTEMS	Lighting	No special requirements	
	Audio/Visual	No special requirements	
	Telecom/Data	No special requirements	
	Electrical	No special requirements	
	HVAC	No special requirements	
	Plumbing	No special requirements	
	Specialty	No special requirements	
EQUIPMENT	Display	4	LF tackboard
		4	LF markerboard
	Casework/Millwork		
	FF&E (NIC)	1	desk/chair
		2	guest chairs

REMARKS

ESOL | Records Storage

PROGRAM	Description	Primary storage space for ESOL student records		
	Area Required (SF)	100		
	Number of Users	0		
	Adjacencies	Office - ESOL (L 04.01.07); Teacher Planning - ESOL (L 04.01.06)		
ARCHITECTURAL	Ceiling	See standard specifications		
	Walls	Fire-rated, 2-hour minimum		
	Floor	See standard specifications		
	Doors	Solid rated door		
	Windows	See standard specifications		
	Acoustics	Walls run to deck above for security		
SYSTEMS	Lighting	No special requirements		
	Audio/Visual	No special requirements		
	Telecom/Data	No special requirements		
	Electrical	No special requirements		
	HVAC	No special requirements		
	Plumbing	No special requirements		
	Specialty	No special requirements		
EQUIPMENT	Display			
	Casework/Millwork	4	LF	utility shelves 24"d
	FF&E (NIC)	8		file cabinets

REMARKS

Special Education | IEP Conference room

PROGRAM	<i>Description</i>	Primary meeting space for students with an IEP and their parents, teachers and service providers		
	<i>Area Required (SF)</i>	250		
	<i>Number of Users</i>	6-12		
	<i>Adjacencies</i>	Special Education Office (L 04.01.02); Special Education Records Storage (L 04.01.03)		
ARCHITECTURAL	<i>Ceiling</i>	See standard specifications		
	<i>Walls</i>	See standard specifications		
	<i>Floor</i>	See standard specifications		
	<i>Doors</i>	See standard specifications		
	<i>Windows</i>	See standard specifications		
	<i>Acoustics</i>	Wall runs to deck above for acoustic privacy		
SYSTEMS	<i>Lighting</i>	No special requirements		
	<i>Audio/Visual</i>	No special requirements		
	<i>Telecom/Data</i>	Provide interactive projector with data into wall below projector		
	<i>Electrical</i>	No special requirements		
	<i>HVAC</i>	No special requirements		
	<i>Plumbing</i>	No special requirements		
	<i>Specialty</i>	No special requirements		
EQUIPMENT	<i>Display</i>	8	LF	tackboard
		6	LF	markerboard
	<i>Casework/Millwork</i>	9	LF	low bookshelves
		9	LF	counter/base cabinet
	<i>FF&E (NIC)</i>	12		chairs w/conference table
REMARKS	N/A			

C 13 COMMUNITY SPACE

DESIGN DEVIATIONS FROM PROTOTYPE

13.04 Newcomer Center

John Ruhrah will contain a Newcomer Center to serve the growing immigrant population in the Southeast.

Description			Ed. Spec. Part 2/Vol. I Ref.
13	04.01	NEWCOMER CENTER RECEPTION/COMMUNITY ROOM	DIFFERS FROM STANDARD
13	04.02	NEWCOMER CENTER CLASSROOM	DIFFERS FROM STANDARD
13	04.03	NEWCOMER CENTER OFFICE	DIFFERS FROM STANDARD
13	04.04	NEWCOMER CENTER CONFERENCE ROOM	DIFFERS FROM STANDARD

13.06 Judy Center

John Ruhrah contains a Judy Center to provide support services to students and parents.

Description			Ed. Spec. Part 2/Vol. I Ref.
13	06.01	JUDY CENTER COORDINATOR OFFICE	DIFFERS FROM STANDARD
13	06.02	JUDY CENTER FAMILY SERVICES OFFICE	DIFFERS FROM STANDARD
13	06.03	JUDY CENTER ADMINISTRATIVE ASSISTANT	DIFFERS FROM STANDARD
13	06.04	JUDY CENTER MENTAL HEALTH CONSULTANT OFFICE	DIFFERS FROM STANDARD
13	06.05	JUDY CENTER PRIVATE MEETING ROOM	DIFFERS FROM STANDARD
13	06.06	JUDY CENTER OFFICE (WIC)	DIFFERS FROM STANDARD
13	06.07	JUDY CENTER SECURE RECORDS STORAGE	DIFFERS FROM STANDARD

Newcomer Center | Reception/Community room

PROGRAM	<i>Description</i>	Reception area and multi-purpose space for the Newcomer Center		
	<i>Area Required (SF)</i>	500		
	<i>Number of Users</i>	10-20 users		
	<i>Adjacencies</i>	Entry to community space; Newcomer Center Spaces: C 13.04.02, C 13.04.03; C 13.04.04		
ARCHITECTURAL	<i>Ceiling</i>	See standard specifications		
	<i>Walls</i>	See standard specifications		
	<i>Floor</i>	See standard specifications		
	<i>Doors</i>	See standard specifications		
	<i>Windows</i>	See standard specifications		
	<i>Acoustics</i>	See standard specifications		
SYSTEMS	<i>Lighting</i>	No special requirements		
	<i>Audio/Visual</i>	No special requirements		
	<i>Telecom/Data</i>	No special requirements		
	<i>Electrical</i>	No special requirements		
	<i>HVAC</i>	No special requirements		
	<i>Plumbing</i>	No special requirements		
	<i>Specialty</i>	No special requirements		
EQUIPMENT	<i>Display</i>	8	LF	tackboard
	<i>Casework/Millwork</i>	4	LF	counter: wall/base cabinet
		4		file cabinets
	<i>FF&E (NIC)</i>	1		desk/chair
		8		guest chairs
REMARKS	N/A			

Newcomer Center | Classroom

PROGRAM	<i>Description</i>	Classroom space for the Newcomer Center		
	<i>Area Required (SF)</i>	700		
	<i>Number of Users</i>	20-30 users		
	<i>Adjacencies</i>	Newcomer Center Spaces: C 13.04.01, C 13.04.03; C 13.04.04		
ARCHITECTURAL	<i>Ceiling</i>	See standard specifications		
	<i>Walls</i>	See standard specifications		
	<i>Floor</i>	See standard specifications		
	<i>Doors</i>	See standard specifications		
	<i>Windows</i>	See standard specifications		
	<i>Acoustics</i>	See standard specifications		
SYSTEMS	<i>Lighting</i>	No special requirements		
	<i>Audio/Visual</i>	No special requirements		
	<i>Telecom/Data</i>	No special requirements		
	<i>Electrical</i>	No special requirements		
	<i>HVAC</i>	No special requirements		
	<i>Plumbing</i>	No special requirements		
	<i>Specialty</i>	No special requirements		
EQUIPMENT	<i>Display</i>	8	LF	markerboard w/ tack strip
		8	LF	markerboard w/ tack strip
	<i>Casework/Millwork</i>	8	LF	counter: wall/base cabinet
		1		teacher wardrobe
	<i>FF&E (NIC)</i>	1		teacher desk/chair
		30		student desk/chair
REMARKS	N/A			

Newcomer Center | Office

PROGRAM	<i>Description</i>	Primary workspace for administrative purposes and small meetings		
	<i>Area Required (SF)</i>	110		
	<i>Number of Users</i>	1 user, 2 guests		
	<i>Adjacencies</i>	Newcomer Center spaces: C 13.04.01; C 13.04.02; C 13.04.04		
ARCHITECTURAL	<i>Ceiling</i>	See standard specifications		
	<i>Walls</i>	See standard specifications		
	<i>Floor</i>	See standard specifications		
	<i>Doors</i>	Provide sidelight with blind		
	<i>Windows</i>	See standard specifications		
	<i>Acoustics</i>	Wall runs to deck above for acoustic privacy		
SYSTEMS	<i>Lighting</i>	No special requirements		
	<i>Audio/Visual</i>	No special requirements		
	<i>Telecom/Data</i>	No special requirements		
	<i>Electrical</i>	No special requirements		
	<i>HVAC</i>	No special requirements		
	<i>Plumbing</i>	No special requirements		
	<i>Specialty</i>	No special requirements		
EQUIPMENT	<i>Display</i>	4	LF	tackboard
		4	LF	markerboard
	<i>Casework/Millwork</i>			
	<i>FF&E (NIC)</i>	1		desk/chair
		2		guest chairs
REMARKS	N/A			

Newcomer Center | *Conference room*

PROGRAM	<i>Description</i>	Primary meeting space for students with an IEP and their parents, teachers and service providers		
	<i>Area Required (SF)</i>	225		
	<i>Number of Users</i>	6-12		
	<i>Adjacencies</i>	Newcomer Center spaces: C 13.04.01; C 13.04.02; C 13.04.03		
ARCHITECTURAL	<i>Ceiling</i>	See standard specifications		
	<i>Walls</i>	See standard specifications		
	<i>Floor</i>	See standard specifications		
	<i>Doors</i>	See standard specifications		
	<i>Windows</i>	See standard specifications		
	<i>Acoustics</i>	Wall runs to deck above for acoustic privacy		
SYSTEMS	<i>Lighting</i>	No special requirements		
	<i>Audio/Visual</i>	No special requirements		
	<i>Telecom/Data</i>	No special requirements		
	<i>Electrical</i>	No special requirements		
	<i>HVAC</i>	No special requirements		
	<i>Plumbing</i>	No special requirements		
	<i>Specialty</i>	No special requirements		
EQUIPMENT	<i>Display</i>	8	LF	tackboard
		6	LF	markerboard
	<i>Casework/Millwork</i>	9	LF	low bookshelves
		9	LF	counter/base cabinet
	<i>FF&E (NIC)</i>	12		chairs w a conference table
REMARKS	N/A			

Support Services | Judy Center Coordinator Office

PROGRAM	<i>Description</i>	Primary meeting workspace for the coordinator for administrative purposes and small meetings	
	<i>Area Required (SF)</i>	100	
	<i>Number of Users</i>	1 user, 2 guests	
	<i>Adjacencies</i>	Judy Center spaces: C 13.06.02; C 13.06.03; C 13.06.04; C 13.06.05; C 13.06.06; C 13.06.07; L 03.01.09	
ARCHITECTURAL	<i>Ceiling</i>	See standard specifications	
	<i>Walls</i>	See standard specifications	
	<i>Floor</i>	See standard specifications	
	<i>Doors</i>	Provide sidelight with blind	
	<i>Windows</i>	See standard specifications	
	<i>Acoustics</i>	Wall runs to deck above for acoustic privacy	
SYSTEMS	<i>Lighting</i>	No special requirements	
	<i>Audio/Visual</i>	No special requirements	
	<i>Telecom/Data</i>	No special requirements	
	<i>Electrical</i>	No special requirements	
	<i>HVAC</i>	No special requirements	
	<i>Plumbing</i>	No special requirements	
	<i>Specialty</i>	No special requirements	
EQUIPMENT	<i>Display</i>	4	LF tackboard
		4	LF markerboard
	<i>Casework/Millwork</i>		
	<i>FF&E (NIC)</i>	1	desk/chair
		2	guest chairs

REMARKS

Support Services | Judy Center Family Services Office

PROGRAM	<i>Description</i>	Workspace for administrative purposes and small meetings	
	<i>Area Required (SF)</i>	100	
	<i>Number of Users</i>	1 user, 2 guests	
	<i>Adjacencies</i>	Judy Center spaces: C 13.06.01; C 13.06.03; C 13.06.04; C 13.06.05; C 13.06.06; C 13.06.07; L 03.01.09	
ARCHITECTURAL	<i>Ceiling</i>	See standard specifications	
	<i>Walls</i>	See standard specifications	
	<i>Floor</i>	See standard specifications	
	<i>Doors</i>	Provide sidelight with blind	
	<i>Windows</i>	See standard specifications	
	<i>Acoustics</i>	Wall runs to deck above for acoustic privacy	
SYSTEMS	<i>Lighting</i>	No special requirements	
	<i>Audio/Visual</i>	No special requirements	
	<i>Telecom/Data</i>	No special requirements	
	<i>Electrical</i>	No special requirements	
	<i>HVAC</i>	No special requirements	
	<i>Plumbing</i>	No special requirements	
	<i>Specialty</i>	No special requirements	
EQUIPMENT	<i>Display</i>	4	LF tackboard
		4	LF markerboard
	<i>Casework/Millwork</i>		
	<i>FF&E (NIC)</i>	1	desk/chair
		2	guest chairs
REMARKS	NA		

Support Services | Judy Center Admin. Assistant Office

PROGRAM	<i>Description</i>	Primary workspace for the assistant for administrative purposes and small meetings		
	<i>Area Required (SF)</i>	100		
	<i>Number of Users</i>	1 user, 2 guests		
	<i>Adjacencies</i>	Judy Center spaces: C 13.06.01; C 13.06.02; C 13.06.04; C 13.06.05; C 13.06.06; C 13.06.07; L 03.01.09		
ARCHITECTURAL	<i>Ceiling</i>	See standard specifications		
	<i>Walls</i>	See standard specifications		
	<i>Floor</i>	See standard specifications		
	<i>Doors</i>	Provide sidelight with blind		
	<i>Windows</i>	See standard specifications		
	<i>Acoustics</i>	Wall runs to deck above for acoustic privacy		
SYSTEMS	<i>Lighting</i>	No special requirements		
	<i>Audio/Visual</i>	No special requirements		
	<i>Telecom/Data</i>	No special requirements		
	<i>Electrical</i>	No special requirements		
	<i>HVAC</i>	No special requirements		
	<i>Plumbing</i>	No special requirements		
	<i>Specialty</i>	No special requirements		
EQUIPMENT	<i>Display</i>	4	LF	tackboard
		4	LF	markerboard
	<i>Casework/Millwork</i>			
	<i>FF&E (NIC)</i>	1		desk/chair
		2		guest chairs
REMARKS	NA			

Support Services | Judy C. Mental Health Consultant Off.

PROGRAM	<i>Description</i>	Primary workspace for the counselor for administrative purposes and small meetings
	<i>Area Required (SF)</i>	100
	<i>Number of Users</i>	1 user, 2 guests
	<i>Adjacencies</i>	Judy Center spaces: C 13.06.01; C 13.06.02; C 13.06.03; C 13.06.05; C 13.06.06; C 13.06.07; L 03.01.09
ARCHITECTURAL	<i>Ceiling</i>	See standard specifications
	<i>Walls</i>	See standard specifications
	<i>Floor</i>	See standard specifications
	<i>Doors</i>	Provide sidelight with blind
	<i>Windows</i>	See standard specifications
	<i>Acoustics</i>	Wall runs to deck above for acoustic privacy
SYSTEMS	<i>Lighting</i>	No special requirements
	<i>Audio/Visual</i>	No special requirements
	<i>Telecom/Data</i>	No special requirements
	<i>Electrical</i>	No special requirements
	<i>HVAC</i>	No special requirements
	<i>Plumbing</i>	No special requirements
	<i>Specialty</i>	No special requirements
EQUIPMENT	<i>Display</i>	4 LF tackboard 4 LF markerboard
	<i>Casework/Millwork</i>	
	<i>FF&E (NIC)</i>	1 desk/chair 2 guest chairs
REMARKS	NA	

Support Services | Judy Center Private Meeting Room

PROGRAM	<i>Description</i>	Shared meeting space for counselors for private conversations and small meetings		
	<i>Area Required (SF)</i>	100		
	<i>Number of Users</i>	1 user, 2-4 guests		
	<i>Adjacencies</i>	Judy Center spaces: L 13.06.01; C 13.06.02; C 13.06.03; C 13.06.04; C 13.06.06; C 13.06.07; L 03.01.09		
ARCHITECTURAL	<i>Ceiling</i>	See standard specifications		
	<i>Walls</i>	See standard specifications		
	<i>Floor</i>	See standard specifications		
	<i>Doors</i>	Provide sidelight with blind		
	<i>Windows</i>	See standard specifications		
	<i>Acoustics</i>	Wall runs to deck above for acoustic privacy		
SYSTEMS	<i>Lighting</i>	No special requirements		
	<i>Audio/Visual</i>	No special requirements		
	<i>Telecom/Data</i>	No special requirements		
	<i>Electrical</i>	No special requirements		
	<i>HVAC</i>	No special requirements		
	<i>Plumbing</i>	No special requirements		
	<i>Specialty</i>	No special requirements		
EQUIPMENT	<i>Display</i>	4	LF	tackboard
		4	LF	markerboard
	<i>Casework/Millwork</i>			
	<i>FF&E (NIC)</i>	6		chairs w/conference table

REMARKS

Support Services | Judy Center Office [WIC]

PROGRAM	<i>Description</i>	Primary workspace for WIC purposes and small meetings	
	<i>Area Required (SF)</i>	100	
	<i>Number of Users</i>	1 user, 2 guests	
	<i>Adjacencies</i>	Judy Center Spaces: L 13.06.01, C 13.06.02, C 13.06.03, C 13.06.04, C 13.06.05, C 13.06.07, L 03.01.09	
ARCHITECTURAL	<i>Ceiling</i>	See standard specifications	
	<i>Walls</i>	See standard specifications	
	<i>Floor</i>	See standard specifications	
	<i>Doors</i>	Provide sidelight with blinds	
	<i>Windows</i>	See standard specifications	
	<i>Acoustics</i>	Walls run to deck above for acoustic privacy	
SYSTEMS	<i>Lighting</i>	No special requirements	
	<i>Audio/Visual</i>	No special requirements	
	<i>Telecom/Data</i>	No special requirements	
	<i>Electrical</i>	No special requirements	
	<i>HVAC</i>	No special requirements	
	<i>Plumbing</i>	No special requirements	
	<i>Specialty</i>	No special requirements	
EQUIPMENT	<i>Display</i>	4	LF tackboard
		4	LF markerboard
	<i>Casework/Millwork</i>		
	<i>FF&E (NIC)</i>	1	desk/chair
		2	guest chairs
REMARKS	N/A		

Support Services | Judy Center Secure Records Storage

PROGRAM	<i>Description</i>	Storage for student and community records	
	<i>Area Required (SF)</i>	75	
	<i>Number of Users</i>	0	
	<i>Adjacencies</i>	Judy Center Spaces: L 13.06.01, C 13.06.02, C 13.06.03, C 13.06.04, C 13.06.05, C 13.06.06, L 03.01.09	
ARCHITECTURAL	<i>Ceiling</i>	See standard specifications	
	<i>Walls</i>	Fire rated, 2 HR minimum	
	<i>Floor</i>	See standard specifications	
	<i>Doors</i>	Solid rated door	
	<i>Windows</i>	See standard specifications	
	<i>Acoustics</i>	See standard specifications	
SYSTEMS	<i>Lighting</i>	No special requirements	
	<i>Audio/Visual</i>	No special requirements	
	<i>Telecom/Data</i>	No special requirements	
	<i>Electrical</i>	No special requirements	
	<i>HVAC</i>	No special requirements	
	<i>Plumbing</i>	No special requirements	
	<i>Specialty</i>	No special requirements	
EQUIPMENT	<i>Display</i>	LF	
		LF	
	<i>Casework/Millwork</i>	4	LF utility shelves 24" d
		8	file cabinets
	<i>FF&E (NIC)</i>		
REMARKS	N/A		

L. SUMMARY OF SPATIAL REQUIREMENTS

L. SUMMARY OF SPATIAL REQUIREMENTS

John Ruhrah Elementary/Middle #228

John Ruhrah Elementary/Middle #228													
4 SECTION SCHOOL							SITE-SPECIFIC						
ROOM/SPACE							TEACHING STATIONS						
TEACHING STATIONS							TEACHING STATIONS						

4 SECTION SCHOOL SITE-SPECIFIC

John Ruhrah Elementary/Middle #228

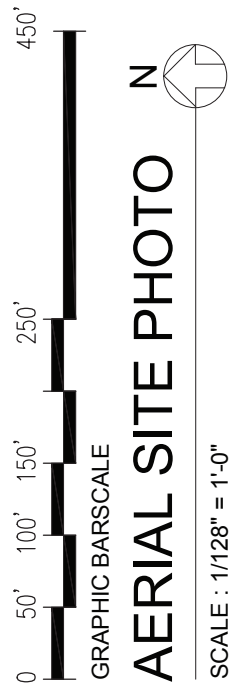
John Ruhrah Elementary/Middle #228											
4 SECTION SCHOOL					SITE-SPECIFIC						
ROOM/SPACE					TEACHING STATIONS		TEACHING STATIONS				
					NUMBER EACH	SF EACH	TOTAL	SF TALLY	ES FTE	SPEC ED FTE	MS FTE
06 FINE ARTS											
06.01 Visual Art								2,400			
	06 01.01	STUDIO			2	1000	2000				
	06 01.02	STORAGE			2	150	300				
	06 01.03	KILN			1	100	100				
06.02 Music								2,350			
	06 02.01	LARGE REHEARSAL			1	1200	1200				
	06 02.02	SMALL REHEARSAL			1	850	850				
	06 02.03	STORAGE			2	150	300				
07 SPECIALS											
7.01 Foreign Language								1,000			
	07 01.01	CLASSROOM			1	900	900				
	07 01.02	STORAGE			1	100	100				
08 TECHNOLOGY EDUCATION											
08.01 Technology Education								980			
	08 01.01	LAB			1	900	900				
	08 01.02	SUPPLY STORAGE			1	80	80				
09 PHYSICAL EDUCATION											
09.01 Physical Education								7,850			
	09 01.01	GYMNASIUM			1	6500	6500				
	09 01.02	OFFICE			1	150	150				
	09 01.03	GYM STORAGE			1	400	400				
	09 01.04	LOCKERS/CHANGING ROOMS			2	200	400				
	09 01.05	STUDENT SHOWERS/TOILET			4	100	400				
10 MEDIA											
10.01 Media Center								3,100			
	10 01.01	MEDIA ROOM			1	2400	2400				
	10 01.02	WORKROOM			1	250	250				
	10 01.03	STORAGE			1	300	300				
	10 01.04	HEAD END ROOM			1	150	150				
10.02 Communications/TV								950			
	10 02.01	VIDEO STUDIO			1	800	800				
	10 02.02	CONTROL ROOM			1	150	150				

4 SECTION SCHOOL				SITE-SPECIFIC			
TEACHING STATIONS				TEACHING STATIONS			
ROOM/SPACE	NUMBER EACH	SF EACH	TOTAL	SF TALLY	ES FTE	SPEC ED FTE	MS FTE
11 FOOD SERVICES				4,900			
11.01 Dining				4,900			
11 01.01 DINING	1	3500	3500		1	3500	
11 01.02 FURNITURE STORAGE	1	250	250		1	250	
11 01.03 STAGE	1	1000	1000		1	1000	
11 01.04 STAGE STORAGE	1	150	150		1	150	
11.02 Food Service				2,585			
11 02.01 KITCHEN	1	900	900		1	900	
11 02.02 SERVING	3	225	675		3	225	
11 02.03 OFFICE	1	80	80		1	80	
11 02.04 WALK-IN FREEZER	1	175	175		1	175	
11 02.05 WALK-IN CHILLER	1	175	175		1	175	
11 02.06 DRY STORAGE	1	200	200		1	200	
11 02.07 DISH ROOM / TRAY RETURN	1	200	200		1	200	
11 02.08 SOAP STORAGE	1	30	30		1	30	
11 02.09 CAN WASH	1	50	50		1	50	
11 02.09 LOCKER / TOILET	1	100	100		1	100	
12 BUILDING SERVICES				1,570			
12.01 Maintenance/Operations				1,570			
12 01.01 RECEIVING	1	250	250		1	250	
12 01.02 CENTRAL STORAGE	1	250	250		1	250	
12 01.03 OPERATIONS OFFICE	1	100	100		1	100	
12 01.04 LOCKERS/SHOWERS/TOILETS	1	120	120		1	120	
12 01.05 SECURITY OFFICE	1	120	120		1	120	
12 01.06 CUSTODIAL CLOSETS	5	60	300		5	60	
12 01.07 RECYCLING	1	250	250		1	250	
12 01.08 OUTDOOR STORAGE - GYM	1	100	100		1	100	
12 01.09 OUTDOOR STORAGE - MAINTENANCE	1	80	80		1	80	
12.02 Toilet				400			
12 02.01 STAFF TOILET	8	50	400		8	50	
13 COMMUNITY SPACE				280			
13.01 Family Resource Suite				280			
13 01.01 FAMILY RESOURCE ROOM	1	150	150		1	150	
13 01.02 OFFICE	1	80	80		1	80	
13 01.03 TOILET	1	50	50		1	50	

John Ruhrah Elementary/Middle #228											
4 SECTION SCHOOL				SITE-SPECIFIC							
ROOM/SPACE				TEACHING STATIONS				TEACHING STATIONS			
				NUMBER EACH	SF EACH	TOTAL	SF TALLY	ES FTE	SPEC ED FTE	MS FTE	
13.02 Out of School Time Support						230				230	
13 02.01	STORAGE			1	100	100					
13 02.02	PANTRY			1	50	50					
13 02.03	OFFICE			1	80	80					
13.03 Service						280				280	
13 03.01	PANTRY			1	80	80					
13 03.02	PERSONAL CARE			1	100	100					
13 03.03	LAUNDRY			1	100	100					
13.04 Newcomer Center						0				1,535	
13 04.01	RECEPTION / COMMUNITY ROOM			0	500	0					
13 04.02	CLASSROOM			0	700	0					
13 04.03	OFFICE			0	110	0					
13 04.04	CONFERENCE ROOM			0	225	0					
13.05 Non Specified Community Space						0				0	
13 05.01	NON SPECIFIED COMMUNITY			1	0	0					
13.06 Judy Center						0				675	
13 06.01	JUDY CENTER COORDINATOR OFFICE			0	0	0					
13 06.02	JUDY CENTER FAMILY SERVICES OFFICE			0	0	0					
13 06.03	JUDY CENTER ADMINISTRATIVE ASSISTANT			0	0	0					
13 06.04	JUDY CENTER MENTAL HEALTH CONSULTANT OFFIC			0	0	0					
13 06.05	JUDY CENTER PRIVATE MEETING ROOM			0	0	0					
13 06.06	JUDY CENTER OFFICE [WIC]			0	0	0					
13 06.07	JUDY CENTER SECURE RECORDS STORAGE			0	0	0					
Total Capacity								976			
Total Teaching Stations				47				50			
Total Net Square Footage				90,725				96,655			
TOTAL GROSS AREA				1.4 X				135,317			

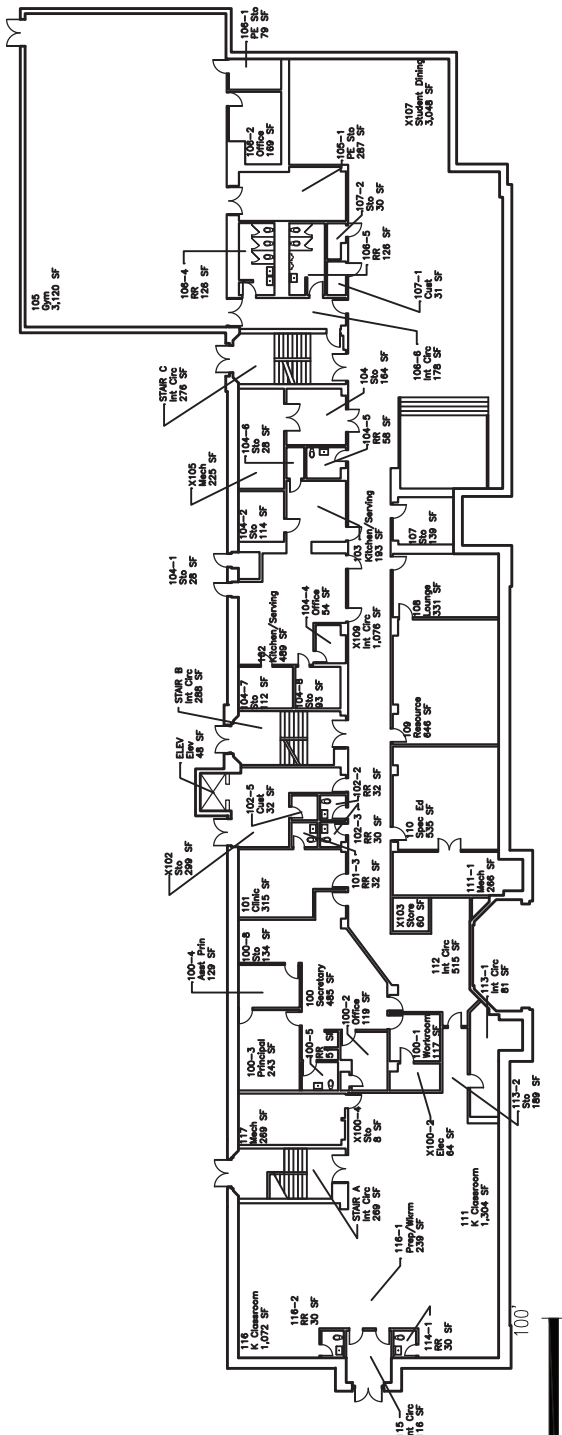
M. APPENDIX

Existing Site:



228
Bldg 1
21,399 SF

1st Floor
21,399 SF



GRAPHIC BARSCALE

BUILDING 228 - BASEMENT & 1ST FLOOR PLANS N

SCALE : 1/32" = 1'-0"

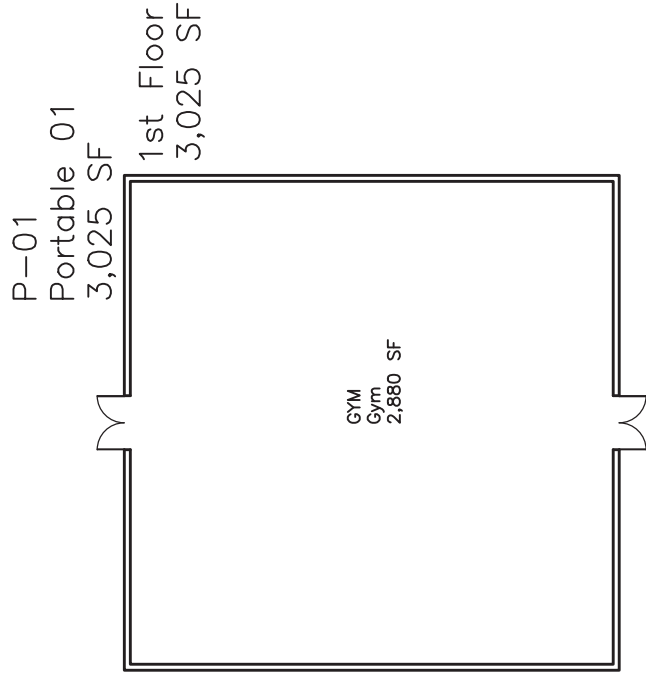
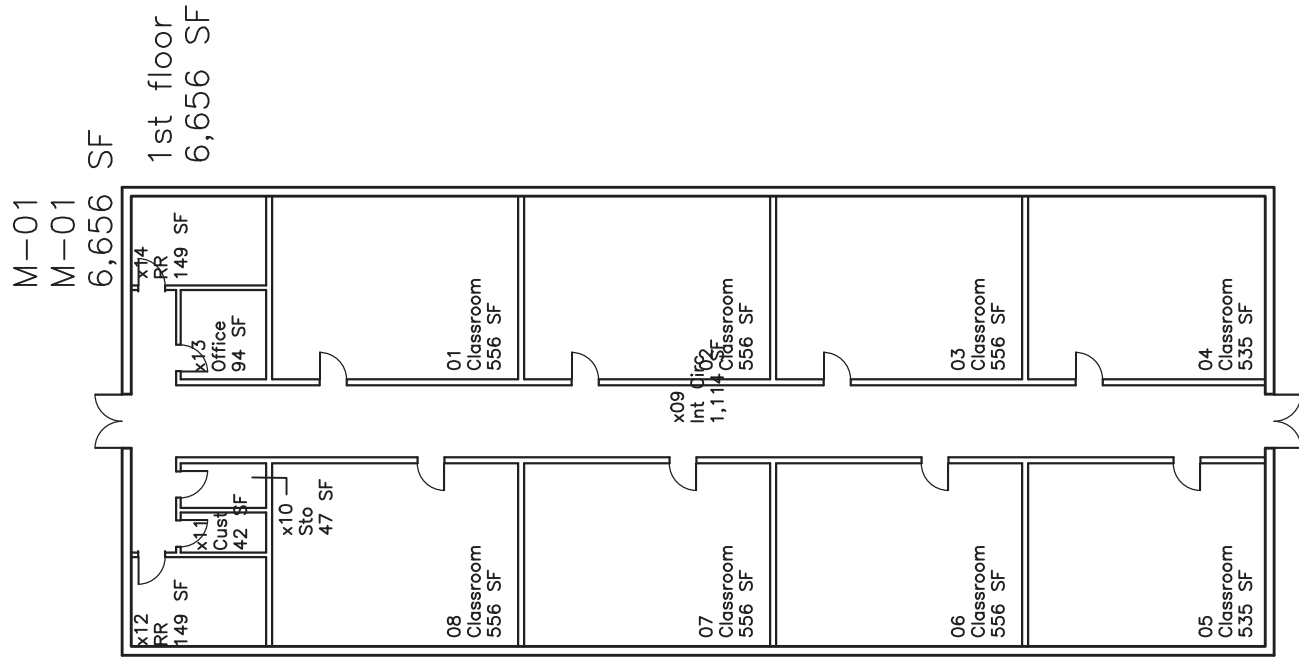
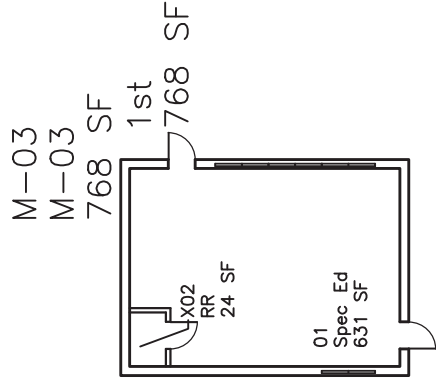
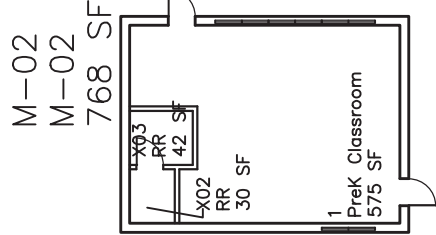
SCALE: 1/32" = 1'-0"



BUILDING 228 - 2ND & 3RD FLOOR PLANS N

SCALE: 1/32" = 1'-0"

Existing Modulares + Portable Buildings



MODULARS & PORTABLE BUILDINGS

SCALE : 1/16" = 1'-0"