

Baltimore City Public School Construction Program
MOU Executive Committee Meeting
Open Session



Wednesday, June 7, 2023 | 2:00 PM Virtual
meeting – Zoom

[Join Zoom Meeting](#)

+1 301-715-8592, 81511886017# Meeting ID:
815 1188 6017
Passcode: VsZ5nH

Chair: Alex Donahue
Interagency Commission on School Construction

AGENDA

Approvals/ Notices

Minutes, March 1, 2023 Alex Donahue, IAC

Reporting

IAC Report Melissa Wilfong, IAC
21st Century/ City Schools Report Cynthia Smith, 21st C/ City Schools
Coordinating Committee Nichole Stewart, Baltimore City
MSA Report Larry Flynn, MSA
Collaborative group Deral Falls, Baltimore City
Financial ReportDavid Raith, MSA
STAT Committee Kym Douglas, MSA

Discussion

Q&A All
Meeting Adjournment All

Next Executive Committee Meeting: Wednesday, September 6, 2023 | 2:00 –3:30 PM 2023

**Baltimore City Public School Construction Program
Executive Committee Meeting Minutes
Open Session**

**Wednesday, June 7, 2023 2:00 p.m. Chair: Alex, Donahue,
Interagency Commission on School Construction**

MEETING MINUTES

ATTENDEES

Alex Donahue, IAC	Marissa Berk-Smith, Baltimore County
Melissa Wilfong, IAC	Cynthia Smith, City Schools
LaQuay Fleming, IAC	Michael McBride, Baltimore
Fallon Armstrong, MSA	City Chris Ryer, Baltimore City
Kym Douglas, MSA	Michael McBride, 21st Century
Larry Flynn, MSA	

Virtual meeting called to order by Alex Donahue at 2:04 p.m.

APPROVALS / NOTICES

1. Approval of March 1, 2023 meeting minutes.
 - Motion was made to approve by Larry Flynn.
 - Motion seconded by Chris Ryer.
 - Motion carried unanimously.

REPORTS

IAC Report: Melissa Wilfong

- *See Report to the Executive Committee.*
- The General Assembly has passed HB 458 which will establish the IAC as an independent unit of State government.
- Staff continues to carry out the responsibilities set forth in the Memorandum of Understanding for the Construction and Revitalization of Baltimore City Public Schools
- ***IAC Processes:***
 - Frederick Douglas HS #450 / Joseph Briscoe SE #451: Anticipating submission of SD's July 10, 2023
 - Commodore John Rodgers Elementary/Middle School #027: SD submission pending.
- ***Other high school plan projects:***
 - Baltimore City College HS #480: IAC approved a revised computation worksheet
 - Baltimore Polytechnic Institute #403 / Western HS #407: IAC approved Design Funding

21st Century/City Schools Report: Michael McBride

- *See Report to the Executive Committee.*
- Twenty-six of the 29 school buildings approved under the 21st Century School Buildings Program are complete.
- 21st Century School Building Plan Amendments: Surplus facilities date changes.
- Feasibility studies are complete for City College High School and Baltimore Polytechnic Institute-Western High School.
- The 21st Century School Buildings Program submitted its proposed Fiscal Year 2024 budget to the Baltimore City Schools Board of Commissioners at the end of March

Coordinating Committee: Chris Ryer

- *See Report to the Executive Committee.*

MSA Report: Larry Flynn, MSA

- *See Report to the Executive Committee.*
- **Year 1 schools:**
 - All 11 year one buildings currently housing 13 schools are open and fully occupied.
- **Year 2 schools:**
 - 15 of 17 year 2 buildings are open and occupied.
 - Cross Country Elementary School construction continues. Scheduled for a mid-year 2023-24 opening.
 - Commodore John Rogers Elementary School's design report is under review. Scheduled for a summer 2025 opening.
- **Year 3 schools:**
 - Frederick Douglass HS/Joseph C. Briscoe Academy – Procurement for architectural design services is complete. Board approvals anticipated to be by April 19, 2023. Currently projected summer 2026 opening.

Current Procurements:

- RFP Commodore John Rodgers CM Preconstruction Services

Upcoming/Anticipated Procurements:

- RFP Frederick Douglass HS/Joseph C. Briscoe Academy Building Commissioning Services
- RFP Commodore John Rodgers Testing and Inspection

Collaborative Group: Deral Falls, OED

- *See Report to the Executive Committee.*

Financial Report: Larry Flynn, MSA

- *See Report to the Executive Committee.*
- Revenue and expense breakdown for the quarter ending March 31, 2023.

STAT Committee: Kym Douglas, MSA

- See *Report to the Executive Committee*.
- Contract updates and totals for MBE participation.
- Quarterly change order reports by project and vendor with returned contingencies.
- Workforce development totals that have been closed to date.

DISCUSSIONS/ OPEN FORUM

- N/A

MOTION TO ADJOURN:

- Motion to adjourn announced at 2:21 p.m.
- Motion was made by Alex Donahue and seconded by Kym Douglass and Cynthia Smith.
- Motion carried unanimously.

Next meeting scheduled for September 6, 2023 at 2 p.m. chaired by the IAC.

DISCUSSIONS/ OPEN FORUM

- N/A

MOTION TO ADJOURN:

- Motion to adjourn announced at 2:21 p.m.
- Motion was made by Alex Donahue and seconded by Kym Douglass and Cynthia Smith.
- Motion carried unanimously.

Next meeting scheduled for September 6, 2023 at 2 p.m. chaired by the IAC.

Memorandum – June 7, 2022

To: 21st Century Schools Building Program, Executive Committee

From: Alex Donahue

Re: Report to the Executive Committee

GENERAL

The General Assembly has passed HB 458 which will establish the IAC as an independent unit of State government.

Staff continues to carry out the responsibilities set forth in the *Memorandum of Understanding for the Construction and Revitalization of Baltimore City Public Schools* as usual.

MOU §4. IAC PROCESSES

Frederick Douglas HS #450 / Joseph Briscoe SE #451

IAC approved the EAP package for the #450 / #451 renovation project at its July 14, 2022 meeting. Anticipating submission of SD's July 10, 2023

Commodore John Rodgers Elementary/Middle School #027

IAC approved the EAP package at the May 11, 2022 meeting. SD submission pending.

OTHER HIGH SCHOOL PLAN PROJECTS

Baltimore City College HS #480

At its December 8 meeting, IAC approved a revised computation worksheet for the #480 renovation project to establish a maximum state construction allocation of \$128,913,000. A/E procurement underway.

Baltimore Polytechnic Institute #403 / Western HS #407

IAC approved Design Funding in the amount of \$6,882,000 in the FY24 CIP. Continued coordination with City Schools on possible GAB variance as needed based on scope of work. Educational Specifications are under review by MSDE.



Baltimore City Public Schools MOU Executive Committee Meeting

21st CENTURY SCHOOL BUILDINGS PROGRAM 2nd QUARTER UPDATE

Cyndi Smith, Executive Director
June 7, 2023

Contents

- Introduction
- School Building Plan Amendments: Surplus Facilities
- Feasibility Studies
- Utilization Rates/Surplus
- Staffing Update
- Finance Update
- Design & Construction
- Furniture, Fixtures & Equipment
- Technology
- 21st Century Academics
- Swing Locations & Logistics
- Workforce Development/Background Checks
- Comprehensive Maintenance Plans
- 21st Century Student Internships
- Community Engagement
- Communications

Introduction

Twenty-six of the 29 school buildings approved under the 21st Century School Buildings Program are complete. Of the three schools remaining, Cross Country Elementary/Middle School is under construction and is planned to open in January 2024. Commodore John Rodgers Elementary/Middle School started design in late September 2022 and is planned to open in Summer 2025. Additionally, the collocating schools of Frederick Douglass High School and Joseph C. Briscoe Academy Middle/High School (Douglass-Briscoe School) have been added to the 21st Century School Buildings Program and design for this project started in February 2023 and is planned to open Summer 2026.

21st Century School Building Plan Amendments: Surplus Facilities

- | | |
|----------------------|--|
| • Southeast Building | Surplus date changed from 2024 to 2025 |
| • Thurgood Marshall | Surplus date changed from 2023 to 2027 |
| • Northwestern | Surplus date changed from 2025 to 2028 |

Feasibility Studies

Feasibility studies are complete for City College High School and Baltimore Polytechnic Institute-Western High School.

Utilization Rates/Surplus

City Schools' citywide enrollment for the SY 2021-22 was 77,807, and the utilization was 87%. The official enrollment for SY 2022-23 is 75,995, a decrease of 2.3% from SY 2021-22. The SY 2022-23 utilization based on official enrollment for September 30, 2022, is 86%.

Staffing Update

The City Schools 21st Century Office currently has two vacancies:

- Manager - Engineering & Operations
- Associate Engagement Assistant

To accommodate the changing landscape of the program with the integration of the program into the Operations Department, changes to staffing have been made in FY23 and additional changes are anticipated in FY24.

In FY23, the Program Coordinator position has been eliminated and a Project Manager position has been created to assist the Executive Director of Facilities Planning Design & Construction.

Finance Update

The 21st Century School Buildings Program submitted its proposed Fiscal Year 2024 budget to the Baltimore City Schools Board of Commissioners at the end of March. The Board has allocated a budget of \$3,838,668.00, which was approved in May 2023. The final budget, with supplemental requests, will be submitted to the Maryland Stadium Authority (MSA) in June 2023, in the amount of \$5,137,640.00. This included operating expenses, salaries and expenses for the fiscal year.

Design & Construction

The Design Office team (Design) continued to provide post-occupancy design-related support for Montebello Elementary/Middle School (#44) and Highlandtown Elementary/Middle School (#237), which opened January 2023; construction phase support for Cross Country Elementary/Middle School (#247), scheduled to open January 2024; and design management for Commodore John Rodgers Elementary/Middle School (#27), scheduled to open September 2024.

Design worked with PMs and CMs to prioritize and expedite reviews of the Cross Country school building construction material submittals and RFIs to ensure long-lead items could be acquired within the project schedule. In many instances, material alternates had to be identified to maintain project schedules. Supply-chain issues were prevalent in all areas of construction including, site, structure, materials, and systems.

Furniture, Fixtures & Equipment (FF&E)

Design continued FF&E installations and post-occupancy work at Montebello Elementary/Middle School (#44) and Highlandtown Elementary/Middle School (#237), to ensure items on backorder were received and installed without interrupting school programs. Design participated in post-occupancy building inspections to ensure the effectiveness of room layouts and furniture performance.

Design completed Cross Country FF&E procurement documents and made final revisions to room layouts, product selections and cost proposals. One project was closed-out during the last quarter, with five projects scheduled for close-out during the next quarter.

As of this report, COVID-related supply-chain concerns are having less of an impact on overall product availability; however, cost-escalation continues to be a challenge.

Design continued to modify the City Schools FF&E Catalog to address current and emerging safety, health and environmental concerns.

Technology

The 21st Century School Buildings Program Technology team continued the design, procurement, and plan installation of technology packages for the three projects under construction including Cross Country Elementary/Middle School, Commodore John Rogers

Elementary/Middle School, and Frederick Douglass High School. Technology end user devices for Cross Country Elementary/Middle School allocations have been created and quotes are being acquired. The broader technology team meets bi-weekly to determine the appropriate devices and plan for the ordering, delivery, and deployment of these items. Technology professional development sessions have been scheduled for school-based staff in August 2023 with sessions continuing throughout the 23/24 school year. This training is provided through the 21st Century Learning team and supports teachers in implementing new classroom tools to engage students in 21st Century skills and to differentiate instruction. Professional development is crucial to guaranteeing that both teachers and students make the most of the technology.

21st Century Schools video studio equipment specifications have been updated due to discontinued items. School's educational specifications are being approved and revised. The team is currently in process of scheduling deliveries and installation of equipment this summer for Montebello Elementary/Middle School and Highlandtown Elementary/Middle School. City Schools AV/IT and Technology Teaching & Learning teams are scheduling training modules to assist school leadership with the set-up and utilization of the equipment to support student voice, enhance student communication skills, and to help schools' market their overall program.

21st Century Schools onsite technicians provided technical support services throughout the spring at Montebello Elementary/Middle School and Highlandtown Elementary/Middle School. This onsite daily support will end on June 30, 2023, at which time schools will transition to the normal City Schools HEAT ticket process. Technicians continue to provide AV/IT technical support services as needed to schools that remain under warranty. After the warranty period ends, technical support will be provided by the City Schools Office of Information Technology Support Services. A Technical Support Transition Guide will be shared with school leadership at all 21st Century Schools under warranty and is posted on the City Schools Teacher Support Services portal page for ease of access. This guide provides school leadership staff with the tools needed to manage technology as identified by City Schools Office of Information Technology current policies and procedures and to identify school-wide expectations for instructional technology integration to enhance teaching and learning.

21st Century Academics

The 21st Century Learning team supported Montebello Elementary/Middle School in identifying International Baccalaureate (IB) as their academic approach. The team will continue to support the school in planning for the implementation of this approach and will support the authorization process that is required to fully become an IB school.

The team also supported Cross Country Elementary/Middle School in identifying Blended Learning as their academic approach and will continue to support the school in the planning and implementation of this approach to teaching and learning.

The team continued to work with schools that previously opened to implement their academic focus area. During this quarter the team worked very closely with the following schools on the implementation of their academic approach.

School	Academic Focus Area	Support Provided
Highlandtown Elementary/Middle School	Blended Learning	Provided ongoing support for a Professional Learning Community, focused on The Modern Classroom Project approach to blended instruction. Collaborated with the Instructional Leadership Team to create the Blended Learning work plan.
Dorothy I Height Elementary	Arts Integration	Collaborated with the Instructional Leadership Team to continue to refine and implement the Arts Integration work plan in partnership with another school in the district.
Forest Park High School	STEAM	Worked with the STEAM team to more fully integrate the use of STEM gear into instruction and to create a more robust implementation plan for the 23-24 school year.
Robert Coleman Elementary School	Project Based Learning	Coordinated and sponsored a Professional Learning Community at the school focusing on further development of Project Based Learning units and lessons.
Montebello Elementary/Middle School	International Baccalaureate	Supported teachers with preparing the Makerspace for use by students.
Billie Holiday Elementary School	Arts Integration	Coordinated and sponsored teaching artists to work with teachers on co teaching arts integrated lessons in the areas of dance and music. Assisted the school in developing arts integration centers for primary students. Collaborated with the Instructional Leadership Team to revise the Arts Integration work plan for the 23-24 SY
Fort Worthington Elementary/Middle School	Project Based Learning	Conducted a PBL focused learning walk and held student and teacher focus groups to identify successes in PBL implementation and areas to address in the next school year to strengthen this approach.

Ongoing support was provided to teachers at various 21st Century Schools around the use of STEM gear to enhance instruction. This support included collaborative planning and implementing lessons around the use of Cubettos, 3D printers, Sphero indis, and TI Rovers and innovator hubs.

A variety of professional learning opportunities were provided to instructional staff in 21st Century Schools. These opportunities are indicated in the chart below:

Time Frame	Description
April & May 2023	Clay/Kiln Mural Series: These eight in-person professional learning sessions taught participants the steps and skills for creating hand-made tiles with students. Participants learned how to use specialized tools for cutting and shaping commercial tile, and how to put it all together into a cohesive mural. The series culminated in the creation of a clay mural that will be displayed at City Schools headquarters to showcase the learning and talent of the visual arts teachers that participated in the series.
January–May 2023	Media Production Intensive Series: This series occurred every other week and supported teachers on a variety of skills to effectively utilize the equipment in the video studio to enhance school programming and instruction. The series included deep learning around the use of scripts, cues, lighting, microphones, video cameras, playbacks, editing software and other production supports to create recorded and live media productions with students. Each teacher in the series also received two individual coaching sessions at their school site with the facilitator of the series.
January & February 2023	Achievement Unit Courses for Teachers in 21st Century Schools: The courses offered in Spring 2023 are indicated below. These courses focused on the utilization of instructional technology in the classroom to support instructional delivery aligned to student needs. <ul style="list-style-type: none"> • Transforming Student Work: Digital Projects and Portfolios • Beyond the Traditional Classroom: How to Create Learning Spaces for 21st Century Learning • Blended Learning II: Blended Instruction • 3D Modeling and the 4Cs
Monthly Sessions for SY 2022-23	School Based Tech Leads Professional Learning Series: In these monthly sessions, school-based tech leads gained best practices and shared ideas focused on the management and utilization of technology to further support school programming

Swing Locations & Logistics

Currently, there is one school in a swing location:

- Cross Country Elementary/Middle School: Northwestern Building, July 2019 through December 2023

The next schools to relocate to swing space are:

- Commodore John Rogers: SE Building, June 2023 through June 2025
- Frederick Douglas High School: Garrison Building, June 2024 through June 2026

Currently, Logistics is planning for the relocation of Commodore John Rodgers (#27) to relocate to the swing space at the Southeast Building during the summer of 2023. Coordination continues with the different District Offices to ensure that the swing space is ready to be

occupied in June 2023 for Commodore John Rodgers. Cross Country Elementary/Middle School (#247) is to relocate back to their new Cross Country Building during the winter break in December 2023. We are working with Cross Country planning all the aspects for the relocation into their new building. The planning for the relocation of Frederick Douglass High School into Garrison Building swing space has started. Frederick Douglas will be relocating in the summer of 2024. Frederick Douglas has numerous specialty programs that are being coordinated to ensure that all program requirements have been determined and accounted for prior to the relocation.

The Garrison Building swing space has some work that needs to be completed and coordination between City Schools and MSA will be essential. The scope of work to be completed prior to the school relocating into the building is being developed from site visits that we have conducted in both the swing space and the existing school location.

Workforce Development/Background Checks

As of this report, 9,806 fingerprinting/background checks were conducted with the following outcomes:

- Cleared: 9,373
- Not Cleared: 433
- Appeals: 9
- Clearances granted after appeal: 7

Comprehensive Maintenance Plans


No updates at this time.

21st Century Student Internship

21st Century, in collaboration with City Schools Office of College and Career Readiness (CCR) and Maryland Stadium Authority (MSA), is planning its 2023/2024 student internship program. The internships will provide educational and training opportunities related to the work of the 21st Century School Buildings Program. We have conducted several working sessions to determine a new plan for supporting the student internship program. The plan is currently under review by 21st Century and MSA. Once a plan and funding has been secured, CCR will prepare, recruit and support students for internship with 21st Century projects and pairing with site mentors.

Community Engagement

The Engagement team continues to work with schools, communities, elected officials, and others to provide (hybrid) project updates and solicit input from school communities, for example:



- February 22, 2023, the engagement team partnered with the Lake Clifton/Reach Partnership School Alumni and current athletes and coaches to host a community update meeting on the status of the football and track stadium.
- March 9, 2023, our team hosted an in-person design update meeting for the Commodore John Rodgers Elementary/Middle School stakeholders (right image).
- March 10, 2023, the engagement team hosted a meeting with the leaders surrounding the Garrison swing space building to plan the first community conversation meeting for the stakeholders impacted by the temporary use of the Garrison building (left image).



- March 22, 2023, our team hosted hybrid status update meeting for the Western High School stakeholders.
- March 23, 2023, our team hosted a hybrid status update meeting for the Frederick Douglass High School stakeholders. (Left image)
- March 29, 2023, our team hosted a hybrid status update meeting for the City College High School stakeholders. (Center image)
- March 30, 2023, our team hosted a hybrid status update meeting for the Baltimore Polytechnic Institute stakeholders. (Right image)



- March 31, 2023, our team hosted a table for the Western High School Alumni reunion luncheon at Martin's West. (Left image)
- April 18, 2023, the engagement teams partnered with the City Schools office of Pupil Transportation to host a swing space student transportation meeting for families at Commodore John Rodgers Elementary/Middle School temporarily relocating to the Southeast building during construction.
- April 26, 2023, our team hosted the first community conversation meeting for the Garrison swing space building at Forest Park High School. Attendees included Delegate Sandy Rosenberg, Councilwoman Sharon Middleton Green, and many of the community association presidents and neighborhood leaders surrounding the Garrison building. (Center image)
- April 27, 2023, our team presented status updates on Lake Clifton/Reach Partnership School Football and Track Stadium at a meeting hosted by Councilwoman Odette Ramos.
- May 11, 2023, the Engagement team supported the Highlandtown Elementary/Middle School (#237) end of school year International Day event with amazing food and refreshments from Terra Café. This celebration was designed to celebrate the return of staff, students, and families to the newly renovated Highlandtown school building. (Right image)
- May 12, 2023, the Engagement team supported the Montebello Elementary/Middle School end of school year STEAM Carnival Celebration. This celebration was designed to celebrate the return of staff, students, and families to the modernized Montebello school building. (Left image)



Communications

The communications team continued to provide writing, graphic design, and coordination support for a wide range of activities, such as website management, social media, newsletter production, photo collection and archiving, time capsules, internal and external meetings, swing school location changes, and public events. The following is a summary report of communications activities in Quarter 2.

Events: Quarter 2



The communications team has been busy this quarter supporting Community Meetings with Frederick Douglass High School and Joseph C. Briscoe High School, Western High School, Baltimore Polytechnical Institute, and Baltimore City College High School (pictured left). These community meetings focused on providing updates about the swing space and responding to questions and concerns from students, parents, faculty, and staff. The presentations and follow-up Q&A can be found under [High School Feasibility](https://baltimore21stcenturyschools.org/High-School-Feasibility) at baltimore21stcenturyschools.org.

In addition, we were able to support a Community Conversation regarding Fredrick Douglass at the Garrison Building April 26th at Forest Park High School. Members from the

Garrison community were invited to discuss concerns and offer solutions to any issues surrounding students from Frederick Douglass High School swinging to the Garrison Building located less than a mile from Forest Park High School. Issues of noise, trash, truancy, transportation, and violence were discussed. The follow-up Q&A will be posted to baltimore21stcenturyschools.org in the coming weeks. Students had the opportunity to respond via an online survey that received over 250 responses. We look forward to supporting the Engagement Team as they begin to plan next steps with students in-person focus groups in Q3 and Q4.

External Communications

Since our last quarter, a spring newsletter was published with exciting academic spotlights, a March community meeting recap, and more! [Click here](#) to read our latest newsletter.

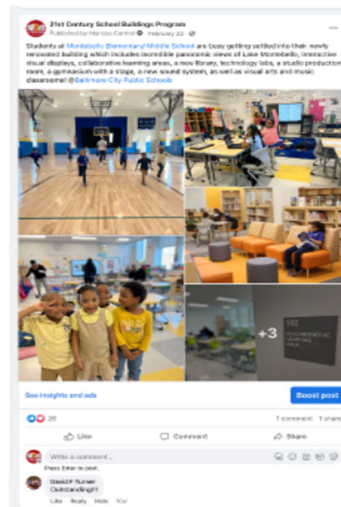
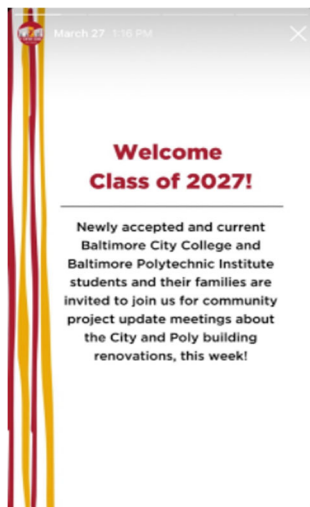
Social Media Metrics

The program continues to expand their footprint on social media. During the last quarter, there were 4.5K impressions on Twitter, 15.9K accounts reached on Facebook, and +30 followers gained on Instagram, bringing us closer to 1.2K followers. We also saw consistent engagement as we promoted the high school community meetings on our platforms.

Most Engaging Posts of Q2

Left: Instagram and Facebook story inviting new families to the high school community meeting.

Right: Montebello Elementary/Middle School photographs documenting students settling into their classrooms shortly after moving into their newly renovated school building.



Other Activities



(Left: Indi Robots at Dorothy I Height ES, Right: FutureMakers at Medfield Heights ES)

While community engagement remains one of our most important efforts, the communications team has also been able to support 21st Century Learning by sharing all the incredible work they continue to do at 21st Century School Buildings even after schools have opened. This quarter we were able to produce social media stories and posts, to keep our audience engaged. Feature stories covered included a 12-week Media Production professional development course for 21st Century School teachers, 3D Modeling AU Course with Chris Patterson, Clay Mural Series with Amanda Pellerin, Indi Robot Challenge at Dorothy I Height, and FutureMakers STEAM kit tutorial at Medfield Heights Elementary School.

**All photographs in this report are provided by 21st Century School Buildings Program.*



Baltimore City Schools Coordinating Committee Meeting on School Construction: Agenda

January 18, 2023

Prepared by Jaffa Weiss and Eli Pousson, Department of Planning.

Chris Ryer, Deborah Brooks, Nichole Stewart, Chad Hayes, Eric James, Gricel Munoz, Marissa Berg-Smith, Marie Anderson, Cyndi Smith, Michael McBride, Maureen Gershberg, Kari Nye, Renee Stainrod,

1. Introductions.

2. Review and Approve October 2022 Minutes

- a. Chris Ryer moves to approve, Seconded, Ms. Brooks
-

3. Planning, Design, and Construction Coordination

- a. Pedestrian Safety (DOT/DOP)
-

- Medfield Heights sidewalk
 - DOP + footways team plan to include Medfield Heights in 2023 contract w/ DOP for sidewalk repairs
 - Eric James: Late spring/early summer for implementation; ADA compliance will be incorporated
- Pick up/drop off accessibility issues at Wildwood E/MS
 - Eli Pousson (DOP) reached out and received info from Sandra Matier (DOT):
 - After meetings with community residents and City Councilman Burnett, DOT installed a temporary median fence w/ emergency funding in 2022 to address the safety issues on Wildwood Parkway
 - DOT believes the fence been effective at reducing the previously reported hazard and recently repaired the fence following a collision in fall 2022
 - Additional context from Will Haynes (DOT) in 12/8/22 email:
 - DOT has already taken all feasible steps (and made “street circulation” recommendations) to help address the spillover impacts of site circulation challenges
 - DOT recommends school leadership explore a different circulation pattern, including the use of Gelston Drive for pick-up/drop-off (despite possible parking impacts)
 - Eli and Eric James (DOT) can contact school leadership to encourage continued attention to prior DOT recommendations and confirm DOT support for using Gelston Drive
 - Eric James: Will Haines suggested that school leadership look at possible alterations to the site itself to address concern (expensive, but an option)

- CR: Does this school have a Community School Coordinator?
 - Unclear, Eli to follow up on who our partner is at WEMS

b. Primary Walking Route Improvements (DOT/DOP)

- Crosswalks/sidewalks
 - Clea Baumhofer (DOT) is taking on role previously held by John Malinowski (DOT) in coordinating crosswalk improvements for Primary Walking Routes
 - DOP and DOT are finalizing new contract for sidewalk repairs in Feb. 2023 for work beginning late spring/early summer 2023
- ADA ramp installation/repairs
 - DOP INSPIRE staff completed initial survey of ramps and crossings around Commodore John Rodgers EMS and Cross Country on 11/16/2022
 - CR: How are we coordinating traffic calming around new busy entrance for CJR?
 - Eli: Primary entrances are on Fairmont and Washington
 - CR: do we have a scatter diagram of student travel data
 - EP: Yes, grid map of student travel available and shareable
 - MM: DOT is still studying divergent and convergent traffic; school is comfortable with identified entrances; site is challenging (E-W axis has substantial drop)
 - UDAAP presentation on 1/19 will include addressing traffic concerns
 - GM: Is there an opportunity for DOT to provide traffic interventions to calm traffic?
 - EP: Multiple outreach sessions with the community to refine the Primary Walking Routes; crossings at major intersections were flagged for concern; a more comprehensive examination might include traffic calming measures
 - CR: Is there a cycle track on Washington? Would that impact loading?
 - EP: Can follow up regarding this matter
 - Reviewing notes w/ DOT at 1/19/2023 INSPIRE-DOT coordination meeting
 - Expect to begin work on ramp upgrades later this year

c. Miscellaneous Issues (DOP)

- Water pipe leak at REACH + Harford Heights
 - Chris Ryer contacted DPW staff + DPW staff met w/ BCPSS staff on 12/13/2022
 - CSX line previously flagged as possible issue may not be source; source may be a new storm water pond on east side of the school grounds
 - DOP staff expected DPW to schedule a field visit w/ BCPSS staff for 12/2022 or 1/2023
 - DOP to follow up on results of field visit

d. Design issues (MSA/21st Century)

- Cross Country ES
 - North of 50% completed; some supply chain issues (also across portfolio), but will likely not impact January 2024 completion date
 - Issues in regards to parking
 - RS: 21CS and MSA have worked to minimize contractor parking throughout the neighborhood; trying hard to share limited parking in the neighborhood; working with DOT to mitigate traffic calming measures
 - Constuction site tours are possible upon request
 - CR: Is this in the PCDA area (yes)
 - JW: PWR mapping in process, first step of INSPIRE plan
 - Community appreciates the design and location of structure; not much resistance lately
 - CR: Can be a PCDA project in the future

e. Design process (MSA/21st Century)

- 21st Century Schools
 - Commodore John Rodgers
 - Presented to UDAAP 1/19/23; sight has been challenging; school will swing to the Southeast building, expected completion date of August 2025
 - Replacement building
 - Frederick Douglass-Briscoe
 - Major renovation plus additions
 - Swinging to Garrion during Summer of 2024; kickoff for design in February 1, School scheduled for delivery August 2026
 - Briscoe will stay in location until completion
 - Swinging to the Garrison building; engagement with the surrounding community has begun
 - CR: Routes to school will not be an INSPIRE project; how can we manage the walk to school discussion regarding Frederick Douglass? How can City support this process?
 - Can be reviewed in the design phase; also early involvement with the community; collaborating sooner rather than later will be helpful
 - EJ: Traffic team can review as well
- Feasibility Studies for High Schools
 - City College – Students will swing to Thurgood Marshall Summer of 2024; expect notice to proceed with A&E in March of 2023; expected completion in August of 2027; Major renovation, possibly small additions regarding ADA concerns; active alumni association

- RS: Community engagement – Foundation and alumni network, Principal are involved in order to start programmatically planning; continuing engagement of community surrounding the building; looking into conducting engagement with the local middle schoolers who are potentially attending these schools (feedback on swinging temporarily to these buildings)
 - Goal of swing space to accommodate the academic programming of the school
- CR: Alameda side of City, there are high speed turn lanes at 33rd and Kirk and Alameda; previously talked about closing them for traffic calming; school indicated a need for a storm water management pond at 33rd and Alameda, is this still a need?
 - Unaware of need at the moment, MSA will follow up
- CR: Future conversations about connecting Morgan Campuses and City
 - Marie Anderson: Regional Transit Plan by MDOT; might include connectivity issues in the area
- Poly-Western
 - IAC is processing the P-W submission for feasibility study; concurrently going to GAB variance process; IAC meeting for BTO approval and GAB variance approval, March 2023
 - Assuming everything goes well with IAC, expect an issue to proceed to A&E in May 2023
 - Project is scheduled for completion August of 2028; major renovation plus addition; Poly students will swing to the Northwestern Building, Western will swing to Chinquapin Building; school is interested in what the swing space will look like to be able to deliver academic program, efforts to ensure this can happen are underway
 - RS: Principal is to be scheduled for a swing space building tour at the end of the month; CHAI and Councilman Schleifer's office coordinating to present a meeting on project status and swing spaces
 - DOP can assist with Poly-Western
 - With whom should the Poly foundation meet to discuss the A&E process to incorporate a future STEM lab space?
 - Primary contact person would be Renee Stainrod (community partnership development)
 - Both school facilities expected to swing in Summer of 2025
- Construction Schedule Update
 - None, except Cross Country (50 percent completion)
 - Highlandtown #237 and Montebello had successful openings, well attended dedication ceremonies

4. Community Engagement Coordination

a. INSPIRE Program (DOP)

- Plans moving to review and adoption
 - John Ruhrah EMS INSPIRE Plan briefing to Planning Commission in February 2023
 - REACH + Harford Heights INSPIRE Plan briefing to Planning Commission in April 2023
- Ongoing outreach for in progress plans
 - Govans ES
 - Cross Country EMS (PWR)
 - Northwood ES
 - Highlandtown EMS

b. 21st Century Schools (21st Century)

- Cross Country – Community meeting to be scheduled for mid February
- Northwood – Discussion of Marqui Sign with parent; not in original design but there are partnerships and funding opportunities to present to the community
 - Monument signs would need review and acceptance by City Schools (example: sign at Govans ES)

5. Review Follow-up Items

a. Jaffa to update the listserv for Quarterly Meeting

b. Eli to follow up with Renee on Northwood sign

c. DOP to discuss coordination of DOT discussions in the absence of an INSPIRE plan, both permanent and swing facilities

- Eli/Jaffa to set up meeting, will follow up at DOT/INSPIRE meeting
- CJR (Swing space only)

d. Chris will have follow up information form DPW by next meeting

e. Eli/Jaffa to contact Will Haines about DOT meeting

****Tours of school developments are available upon request****

Next scheduled Coordinating Committee meeting: **Wednesday, April 19, 2023, 9:00 am**

Baltimore City Schools Coordinating Committee Meeting on School Construction:

Agenda

Wednesday, April 19, 2023

Prepared by Jaffa Weiss and Eli Pousson, Department of Planning.

1. Introductions

a. Participants

- Chad Hayes (DOP); Marie Anderson (DOP); Debra Brooks (MOCFS); Imani Jasper (DOP); Laryy Flynn (MSA); Marissa Berk-Smith; Ervin McDaniel III; Melissa Wilfong, Reginald Moore; Frank Murphy; Kari Nye (DOP); Eli Pousson (DOP); Cyndi Smith (BCPSS); Renee Stainrod (21st); Kim Knox (DOP); Jill Lemke (MDP); Jaffa Weiss (DOP)

b. Review and Approve Minutes of January 18, 2023

- Approved, Seconded
- Final draft of January notes to be sent out after meeting

2. Planning, Design, and Construction Coordination: (DOT, DOP, 21st Century, MSA)

a. Pedestrian Safety (DOP/DOT)

- Pick up/drop off accessibility issues at Wildwood E/MS
 - DOP staff contacted school leadership to plan site visit re: adding pick-up + drop-off location on Gelston Drive
 - Planning for school circulation is built into the design process but additional support for circulation plans may be helpful for both open/operating schools but should also be offered to schools that in the design process to make materials available when the school opens
- Primary Walking Route Improvements (DOP/DOT)
 - Crosswalks/sidewalks
 - Routes for CJR and CC are identified and with Highlandtown #237 are in process for coming under contract; DOP assured by DOT that the construction components will start early-mid summer
 - Resumption of relationship with BCRP Forestry; plantings to be done at KJGA/Billie Holliday and Highlandtown #237
 - Status of primary walking route improvements [listed in DOP INSPIRE Airtable tracker](#)
 - ADA ramp installation/repairs
 - \$1M in INSPIRE program, and additional funding coming to DOT for city-wide improvements
 - Initial inquiries into prioritizing accessibility improvements around 21st Century School projects

3. Miscellaneous Issues (DOP)

a. REACH!/Clifton Park

- Jaffa reached out to BCPSS for update (4/4)
- BCRP (Reginald Moore) requested additional information when available to anticipate any issues with location of planned stadium to be built in partnership w/ BCPSS

4. Design Issues (MSA/21st Century Schools)

a. No issues to report this meeting

5. Design Process (MSA/21st Century Schools/BCPSS)

6. 21st Century Schools

a. Commodore John Rodgers EMS

- Schematic designs have been presented to school community and scheduled for presentation to UDAAP

b. Frederick Douglas

- Starting the concept design process

7. Feasibility Studies for High Schools

- a. All feasibility studies are complete
 - b. Frederick Douglas remains under 21st Century Schools program
 - c. Poly/Western and City College moving under Built to Learn
 - d. Feasibility study meetings are publicly available; publicly consumable report will likely be in IAC package
-

8. Construction Updates

a. Cross Country on schedule for Jan 2024 opening

9. Community Engagement Coordination

a. INSPIRE program (DOP)

- Plans moving to review and adoption
 - John Ruhrah EMS INSPIRE Plan
 - Finalizing plan for review and adoption by Planning Commission in late April/early May
 - For more information, see:
 - [Jan. 2023 Recommendation Review presentation](#)
 - [Feb. 2023 Recommendation Review posters](#)
 - REACH + Harford Heights INSPIRE Plan
 - Coordinating with CHM Impact Investment Area planning process with DHCD
 - Seeking to finalize plan for review in late spring.
 - See [Feb. 2023 presentation](#) for information related to CHM IIA planning

b. Ongoing outreach for in progress plans

- Govans ES

- First draft of recommendation report was completed and presented to the steering committee for feedback; notes are being distilled into second edition of report for consumption and feedback from general public
- Cross Country EMS
 - INSPIRE team is establishing contact with new school-community coordinator at CHAI; planning more in-depth outreach strategy to the school community in the coming weeks
- Northwood ES
 - DOP staff in process of forming a steering committee with representation from community orgs. and other stakeholders
 - See [Jan. 2023 presentation](#) for additional updates on process
- Highlandtown EMS

c. 21st Century Schools

- Commodore John Rodgers EMS
 - School hosted meeting w/ DOT school transportation staff on 4/18 re: student transportation; expect to continue w/ additional conversations w/ re: BCPSS transportation and MTA
- Frederick Douglass High School
 - Schedule 4/26 community conversation in-person at Forest Park High School re: FDHS swinging to Garrison

d. INSPIRE will coordinate DOP engagement in these meetings

10. Review Follow-up Items

a. DOP INSPIRE

- Follow-up to identify source of water issue at REACH + next steps on resolution

Next Scheduled Coordinating Committee Meeting: **Wednesday, July 19, 2023 at 9:00am**

Baltimore City Schools Construction Program
MOU Executive Committee Meeting
June 7, 2023
Maryland Stadium Authority Update

Current Status:

- **School Openings/Events**

- None

- **Year 1 Schools**

- All of the eleven Year 1 buildings, currently housing thirteen schools, are open and fully occupied.

- **Year 2 Schools**

- Fifteen of the seventeen Year 2 buildings, housing seventeen schools, are open and occupied.
 - Cross Country E/M School – Cross Country construction continues. Exterior brick and window installation work, interior wall and ceiling rough-in work, and elevator installation complete. Flooring, ceramic tile, lockers, casework, and permanent roof installation ongoing. Scheduled for a mid-year 2023-2024 opening.
 - Commodore John Rodgers E/M School –The Schematic Design submission has been reviewed and accepted and the project is proceeding into the Design Development phase. The CM RFP was released June 2023. Scheduled for a summer 2025 opening. See City Schools report for additional details.

- **Year 3 School**

- Frederick Douglass HS/Joseph C. Briscoe Academy – The procurement for CM preconstruction services for the project is complete. Dustin Construction was selected as the CM and the award was approved by the MSA and BPW Boards in April 2023. The Concept Design submission was submitted on April 12, 2023, and has been reviewed by MSA and City Schools. The project is in the Schematic Design phase, currently projected for a summer 2026 opening.

Current Procurements:

- RFP - Commodore John Rodgers CM Preconstruction Services

Upcoming/Anticipated Procurements

- RFP – Frederick Douglass HS/Joseph C. Briscoe Academy Building Commissioning Services
 - RFP – Commodore John Rodgers Testing and Inspection

21ST Century Schools Report

06/01/2023

MOED Report for 04/01/23 – 06/01/23

1. Quarterly Construction Report

- During the period, no job posting came in from Contractors.

2. Resumes Received via training/workforce partners: 20 Total.

- Civic Works – 7
- JARC - 1
- CFUF – 0
- Jumpstart – 9
- Living Classroom – 3
- City Life – 0
- Sec. Chance- 0
- BCCC-0
- HEBCAC/YO – 0

3. Hired This Quarter: No Hires this Quarter

4. To Date Construction Report:

- 119 Job Orders Posted via MOED
- 277 Job Positions Posted via MOED
- 118 Hire(s)
- Average salary wage(s): \$25.04/Hr.

5. Outlook: Hosting bi-weekly pre-screening events for construction at the Eastside Career Center

Sincerely,

Deral Falls, Workforce Supervisor



**MAYOR'S OFFICE
OF EMPLOYMENT
DEVELOPMENT**

Quarterly School Construction Report Summary

Report Period:

4/01/2023 - 6/01/2023

07/01/22 - 9/30/22 Recruitment Summary

# of Job Postings Received	0
# of Positions Posted	0
# of Resumes Received by Partners	20
Referrals	0

07/01/22 - 06/01/23 New Hire Summary - Current Schools

School	# of New Hires
Arlington E.S.	0
Arundel E.S.†	0
Claremont School	0
Calverton Elementary School	0
Cherry Hill E.S.†	0
Cross Country EM	0
Fairmount Harford	0
Forest Park H.S.†	0
Ft Worthington E.S.†	0
Frederick E.S.†	0
Govans Elementary School	0
Harford Heights School	0
Highlandtown EMS	0
James Mosher Elem	0
John Ruhrah	0
John E. Howard †	0
Lyndhurst†	0
Northwood Elementary School	0
Pimlico ES/MS †	0
Robert Coleman Elementary School	0
Robert Poole †	0
Baybrook Elem/Middle	0
Calvin Rodwell	0
Lois T. Murray ES/MS	0
Patterson Middle/High Sch.	0
Mary E. Rodman Ele.Sch.	0
Medfield Heights Ele.Sch.	0
Walter P. Carter	0

Total	0
-------	---

Project to Date (PTD) Recruitment Summary 04/20/15 -06/01/

School	# of Job Postings Received
Arlington E.S.	9
Arundel E.S.†	9
Claremont School	0
Calverton Elementary School	1
Cherry Hill E.S.†	6
Cross Country EM	7
Fairmount Harford	7
Forest Park H.S.†	3
Ft Worthington E.S.†	9
Frederick E.S.†	6
Govans Elementary School	0
Harford Heights School	3
Highlandtown EMS	1
James Mosher Elem	1
John Ruhrah	4
John E. Howard †	9
Lyndhurst†	5
Northwood Elementary School	2
Pimlico ES/MS †	6
Robert Coleman Elementary School	0
Robert Poole †	9
Baybrook Elem/Middle	0
Calvin Rodwell	6
Lois T. Murray ES/MS	0
Patterson Middle/High Sch.	10
Mary E. Rodman Ele.Sch.	1
Medfield Heights Ele.Sch.	1
Walter P. Carter	4
Total	119

0
CFUF-0; Civic Wks-7; JARC-1 ; Jpstart-9 ; Liv. Class-3; Sec. Chance- 0; City Life-0; BCCC-0; HEBAC/YO - 0

[illegible]

--	--

'23

# of Positions	New Positions Posted Oct.
26	0
18	0
0	0
2	0
8	0
10	1
14	0
5	0
23	0
12	0
0	0
5	0
1	0
2	0
10	0
21	0
13	0
6	0
17	0
0	0
12	0
0	0
6	0
0	0
14	0
3	0
28	0
21	0
277	1

|

New Positions Postings Nov.	New Positions Posted in Dec	# of New Hires
0	0	6
0	0	11
0	0	1
0	0	6
0	0	2
0	0	3
0	0	7
0	0	4
0	0	23
0	0	13
0	0	1
0	0	0
0	0	0
0	0	1
0	0	3
0	0	5
0	0	1
0	0	5
0	0	5
0	0	0
0	0	0
0	0	0
0	0	0
0	0	0
0	0	0
0	0	6
0	0	0
0	0	10
0	0	5
0	0	118

Average Wage of New Hires	* Pending Hires
\$ 24.66	0
\$ 20.85	0
\$ 18.00	0
\$ 22.80	
\$ 20.34	0
\$ 13.67	
\$ 24.66	0
\$ 19.60	0
\$ 23.04	0
\$ 18.05	0
\$ 43.90	
\$	
\$	
\$36.01	
\$23.66	0
\$26.10	0
\$27.89	0
\$24.37	
\$19.02	0
\$	
\$	0
\$	0
\$	0
\$	0
\$35.50	0
\$29.40	0
\$29.30	0
\$ 25.04	0

Maryland Stadium Authority

Baltimore City Public Schools Construction and Revitalization

Financial Reporting

March 31, 2023

Financial Statement

For the quarter ending March 31, 2023

Maryland Stadium Authority
Pgm 56 & 57 - Baltimore City Public Schools
Statement of Revenues and Expenses
9 Periods Ended 3/31/2023

(Unaudited)

	CURRENT QUARTER	BUDGET QUARTER	CURRENT YTD	BUDGET YTD	ANNUAL BUDGET
REVENUES:					
Total Revenues	\$7,915,142	\$6,841,667	\$46,366,951	\$37,191,667	\$60,700,000
EXPENSES:					
Subtotal-Salaries, Wages & Fringe Benefits (Object .01)	\$1,122,345	\$752,283	\$3,103,898	\$2,149,379	\$2,794,193
Subtotal-Technical and Special Fees (Object .02)	\$0	\$0	\$0	\$0	\$0
Subtotal-Communications (Object .03)	\$4,280	\$1,652	\$16,546	\$4,957	\$6,609
Subtotal-Travel (Object .04)	\$682	\$1,377	\$4,000	\$4,831	\$7,677
Subtotal-Contractual Services (Object .08)	\$18,009,005	\$26,153,146	\$46,732,004	\$78,622,579	\$104,748,892
Subtotal-Supplies and Materials (Object .09)	\$306	\$10,326	\$3,657	\$30,979	\$41,305
Subtotal-Equipment Additional (Object .11)	\$0	\$0	\$0	\$0	\$3,220
Subtotal-Subsidies and Grants (Object .12)	\$29,293	\$1,250,000	\$1,119,765	\$2,500,000	\$3,750,000
Subtotal-Fixed Charges (Object .13)	(\$219,538)	\$53,896	\$26,549,794	\$26,527,386	\$71,666,980
Subtotal-Land and Structures (Object .14)	\$0	\$0	\$0	\$0	\$0
Total Expenses	\$18,946,374	\$28,222,680	\$77,529,665	\$109,840,110	\$183,018,876

Cash Balance Report

As of March 31, 2023

Maryland Stadium Authority
Baltimore City Public Schools Program
Revenues and Expenditures not Paid for by Bond Proceeds
9 Periods Ended 3/31/2023

	Fiscal Year 2014-2020	Fiscal Year 2021	Fiscal Year 2022	Fiscal Year 2023	Totals
Beginning Cash Balance	\$0	\$53,562,686	\$50,189,050	\$39,740,816	\$0
Revenues					
Baltimore City	\$154,550,890	\$25,248,050	\$25,636,952	\$16,666,667	\$222,102,559
Investment Income/Misc (includes bond interest income)	\$28,718,939	\$2,781,619	\$788,069	\$5,835,179	\$38,123,806
Lottery	\$100,000,000	\$20,000,000	\$20,000,000	\$10,000,000	\$150,000,000
Baltimore City Public Schools	\$80,000,000	\$20,000,000	\$20,000,000	\$13,333,333	\$133,333,333
Miscellaneous	\$389,620	\$209,968	\$877,858	\$531,772	\$2,009,217
Total Revenues	\$363,659,449	\$68,239,636	\$67,302,879	\$46,366,951	\$545,568,915
Less: (Held for Baltimore City Reserve)	-\$17,500,000	-\$2,500,000	\$0	\$0	-\$20,000,000
Available Funds	\$346,159,449	\$65,739,636	\$67,302,879	\$46,366,951	\$525,568,915
Expenditures					
Debt Service (net of escrow account)	-\$156,868,316	-\$59,957,070	-\$59,456,077	-\$26,365,699	-\$302,647,161
Operating Expenses	-\$135,728,447	-\$9,156,202	-\$18,295,036	-\$6,870,473	-\$170,050,158
Transfer to BTL from Reserve Fund	\$0	\$0	\$0	-\$10,000,000	-\$10,000,000
Total Expenditures	-\$292,596,763	-\$69,113,272	-\$77,751,113	-\$43,236,172	-\$482,697,319
Ending Cash Balance	\$53,562,686	\$50,189,050	\$39,740,816	\$42,871,596	\$42,871,596

Baltimore City Public Schools Revenues

As of March 31, 2023

Maryland Stadium Authority
Baltimore City Public Schools
Breakdown on Revenues
9 Periods Ended 3/31/2023

Baltimore City Beverage Tax	\$10,000,000
FY 2021 True-up Beverage Tax	\$0
Baltimore City Retirees Health Insurance	\$6,666,667
Transfer from Facilities Fund BRFA	\$0
Baltimore City VTL Facility Rental Fee	\$0
Baltimore City Table Game Revenues	\$0
Baltimore City Public Schools	\$13,333,333
Maryland State Lottery	\$10,000,000
Investment Income State Treasurer	\$1,030,739
Investment Income Bond Proceeds	\$4,804,440
Energy Rebates	\$531,772
	<u>\$46,366,951</u>

Series 2016 Bond Proceeds Balance

As of March 31, 2023

**Maryland Stadium Authority
Baltimore City Public Schools
Series 2016 Summary
9 Periods Ended 3/31/2023**

Series 2016 proceeds for construction		\$385,158,803.24
Arlington Elementary/Middle School	\$21,089,577.67	
Arundel Elementary/Middle	\$39,518,514.83	
Cherry Hill Elementary/Middle	\$44,954,604.53	
Forest Park High School	\$61,765,815.65	
Fort Worthington Elementary School	\$34,893,762.58	
Frederick Elementary School	\$26,843,260.02	
John E. Howard Elementary School	\$32,240,342.33	
Lyndhurst Elementary/Middle	\$39,210,210.42	
Patterson High School	\$2,366,751.72	
Pimlico Elementary/Middle School	\$41,188,195.10	
Robert E. Poole	\$44,412,778.50	
Total Expenditures		<u>-\$388,483,813.35</u>
		<u>-\$3,325,010.11</u>
Plus Investment Income		<u>\$3,325,010.11</u>
Remaining proceeds		<u><u>\$0.00</u></u>

Series 2018A Bond Proceeds Balance

As of March 31, 2023

**Maryland Stadium Authority
Baltimore City Public Schools
Series 2018A Summary
9 Periods Ended 3/31/2023**

Series 2018A proceeds for construction

\$495,693,704.72

Arlington Elementary/Middle School	\$16,870,905.28
Arundel Elementary/Middle	\$178,215.24
Bay Brook Elementary/Middle School	\$40,053,867.67
Calverton Elementary/Middle School	\$30,360,210.98
Calvin Rodwell Elementary/Middle School	\$37,818,856.76
Cherry Hill Elementary/Middle	\$1,906,767.43
Cross Country Elementary/Middle School	\$907,053.01
Fairmount Harford Building	\$50,874,701.88
Forest Park High School	\$819,818.44
Fort Worthington Elementary School	\$7,000.00
Frederick Elementary School	\$6,481.00
Govans Elementary School	\$19,020,609.38
Harford Heights / Sharp Leadenhall Elementary School	\$38,071,028.77
Highlandtown Elementary/Middle School	\$3,124,358.25
James Mosher Elementary School	\$23,768,970.84
John E. Howard Elementary School	\$1,614,753.44
John Ruhrah Elementary/Middle School	\$45,528,032.78
Lyndhurst Elementary/Middle	\$1,824,271.32
Mary E. Rodman Elementary School	\$25,113,670.98
Medfield Heights Elementary School	\$31,347,608.31
Montebello Elementary/Middle School	\$8,782,372.16
Northwood Elementary School	\$8,668,503.54
Patterson High School	\$60,759,426.66
Pimlico Elementary/Middle School	\$519,364.55
Robert Coleman Elementary School	\$5,554,118.48
Robert E. Poole	\$9,034,234.89
Walter P. Carter Elementary/Middle School	\$53,575,085.15

Total Expenditures	<u>\$516,110,287.19</u>
	<u>\$20,416,582.47</u>
Plus Investment Income	<u>\$20,416,582.47</u>
Remaining proceeds	<u>\$0.00</u>

Series 2020A Bond Proceeds Balance

As of March 31, 2023

**Maryland Stadium Authority
Baltimore City Public Schools
Series 2020A Summary
9 Periods Ended 3/31/2023**

Series 2020A proceeds for construction		\$291,930,845.45
Arlington Elementary/Middle School	\$181,725.13	
Arundel Elementary/Middle	\$21,240.02	
Bay Brook Elementary/Middle School	\$26,999.02	
Calverton Elementary/Middle School	\$12,432,555.95	
Calvin Rodwell Elementary/Middle School	\$213,627.91	
Cherry Hill Elementary/Middle	\$0.00	
Commodore John Rodgers Elementary/Middle School	178,115.83	
Cross Country Elementary/Middle School	\$26,717,360.51	
Fairmount Harford Building	\$146,470.54	
Forest Park High School	\$3,950.00	
Fort Worthington Elementary School	\$14,832.93	
Frederick Elementary School	\$48,102.00	
Govans Elementary School	\$10,409,844.70	
Harford Heights / Sharp Leadenhall Elementary School	\$11,660,341.98	
Highlandtown Elementary/Middle School	\$21,143,256.84	
James Mosher Elementary School	\$4,489,706.05	
John E. Howard Elementary School	\$0.00	
John Ruhrah Elementary/Middle School	\$2,598,061.27	
Lyndhurst Elementary/Middle	\$0.00	
Mary E. Rodman Elementary School	\$4,375,795.53	
Medfield Heights Elementary School	\$154,477.80	
Montebello Elementary/Middle School	\$29,932,415.13	
Northwood Elementary School	\$0.00	
Patterson High School	\$22,669,844.97	
Pimlico Elementary/Middle School	\$0.00	
Robert Coleman Elementary School	\$5,041,312.15	
Robert E. Poole	\$26,372.00	
Walter P. Carter Elementary/Middle School	\$2,691,186.55	
Total Expenditures	<u>-</u>	<u>-\$155,177,594.81</u>
		\$136,753,250.64
Plus Investment Income		<u>\$2,848,106.93</u>
Remaining proceeds		<u><u>\$139,601,357.57</u></u>

Series 2020B Bond Proceeds Balance

As of March 31, 2023

Maryland Stadium Authority
Baltimore City Public Schools
Series 2020B Summary
9 Periods Ended 3/31/2023

Series 2020B proceeds for construction	\$50,001,591.07
Northwood	<u>\$42,098,017.21</u>
	\$7,903,573.86
Plus Investment Income	<u>\$284,966.28</u>
Remaining proceeds	<u><u>\$8,188,540.14</u></u>

School Totals

March 31, 2023

Baltimore City Public Schools
Series 2016, Series 2018A, Series 2020A & Series 2020B Summary
9 Periods Ended 3/31/2023

	2016	2018A	2020A	2020B	Total
Arlington Elementary/Middle School	\$21,089,577.67	\$16,870,905.28	\$181,725.13	\$0.00	\$38,142,208.08
Arundel Elementary/Middle	\$39,518,514.83	\$178,215.24	\$21,240.02	\$0.00	\$39,717,970.09
Bay Brook Elementary/Middle School	\$0.00	\$40,053,867.67	\$26,999.02	\$0.00	\$40,080,866.69
Calverton Elementary/Middle School	\$0.00	\$30,360,210.98	\$12,432,555.95	\$0.00	\$42,792,766.93
Calvin Rodwell Elementary/Middle School	\$0.00	\$37,818,856.76	\$213,627.91	\$0.00	\$38,032,484.67
Cherry Hill Elementary/Middle	\$44,954,604.53	\$1,906,767.43	\$0.00	\$0.00	\$46,861,371.96
Commodore John Rogers	\$0.00	\$0.00	\$178,115.83	\$0.00	\$178,115.83
Cross Country Elementary/Middle School	\$0.00	\$907,053.01	\$26,717,360.51	\$0.00	\$27,624,413.52
Fairmount Harford Building	\$0.00	\$50,874,701.88	\$146,470.54	\$0.00	\$51,021,172.42
Forest Park High School	\$61,765,815.65	\$819,818.44	\$3,950.00	\$0.00	\$62,589,584.09
Fort Worthington Elementary School	\$34,893,762.58	\$7,000.00	\$14,832.93	\$0.00	\$34,915,595.51
Frederick Elementary School	\$26,843,260.02	\$6,481.00	\$48,102.00	\$0.00	\$26,897,843.02
Govans Elementary School	\$0.00	\$19,020,609.38	\$10,409,844.70	\$0.00	\$29,430,454.08
Harford Heights / Sharp Leadenhall Elementary School	\$0.00	\$38,071,028.77	\$11,660,341.98	\$0.00	\$49,731,370.75
Highlandtown Elementary\Middle School	\$0.00	\$3,124,358.25	\$21,143,256.84	\$0.00	\$24,267,615.09
James Mosher Elementary School	\$0.00	\$23,768,970.84	\$4,489,706.05	\$0.00	\$28,258,676.89
John E. Howard Elementary School	\$32,240,342.33	\$1,614,753.44	\$0.00	\$0.00	\$33,855,095.77
John Ruhrah Elementary/Middle School	\$0.00	\$45,528,032.78	\$2,598,061.27	\$0.00	\$48,126,094.05
Lyndhurst Elementary/Middle	\$39,210,210.42	\$1,824,271.32	\$0.00	\$0.00	\$41,034,481.74
Mary E. Rodman Elementary School	\$0.00	\$25,113,670.98	\$4,375,795.53	\$0.00	\$29,489,466.51
Medfield Heights Elementary School	\$0.00	\$31,347,608.31	\$154,477.80	\$0.00	\$31,502,086.11
Montebello Elementary/Middle School	\$0.00	\$8,782,372.16	\$29,932,415.13	\$0.00	\$38,714,787.29
Northwood Elementary School	\$0.00	\$8,668,503.54	\$0.00	\$42,098,017.21	\$50,766,520.75
Patterson High School	\$2,366,751.72	\$60,759,426.66	\$22,669,844.97	\$0.00	\$85,796,023.35
Pimlico Elementary/Middle School	\$41,188,195.10	\$519,364.55	\$0.00	\$0.00	\$41,707,559.65
Robert Coleman Elementary School	\$0.00	\$5,554,118.48	\$5,041,312.15	\$0.00	\$10,595,430.63
Robert E. Poole	\$44,412,778.50	\$9,034,234.89	\$26,372.00	\$0.00	\$53,473,385.39
Walter P. Carter Elementary/Middle School	\$0.00	\$53,575,085.15	\$2,691,186.55	\$0.00	\$56,266,271.70
	<u>\$388,483,813.35</u>	<u>\$516,110,287.19</u>	<u>\$155,177,594.81</u>	<u>\$42,098,017.21</u>	<u>\$1,101,869,712.56</u>

Baltimore City Schools Construction
Program MOU Executive Committee Meeting

June 7, 2023

Stat Committee Update

STAT Reporting updates

- Updates to attached metrics include:
 - Contract updates for total amounts and MBE participation
 - Change Orders by Project
 - Workforce Development (WFD) totals for completed schools to date

Project Number & Contract Number	Project Name	Advertisement Date	Award Date	Vendor	Original Contract Amount	MBE Contract Goal	MBE Contract Commitment	MBE Contract Participation	MBE Total Participation (spend)	MBE Total Commitment (spend)
YEAR 1 SCHOOLS										
21st CENTURY SCHOOL BUILDINGS PROGRAM										
BCS-001	Program Manager Services		5/7/2014	City School Partners	\$ 6,257,816.30	29.00%	29.00%	\$ 1,814,766.73	\$ 1,814,766.73	29.00%
BCS-002	LEED/Green Building Consulting Services	4/3/2014	8/13/2014	Lorax Partners	\$ 905,358.00	10.00%	11.18%	\$ 101,219.02	\$ 101,219.02	11.18%
BCS-024	Code Consultant - Year 1	3/24/2015	6/4/2015	Institute for Building Technology & Safety	\$ 924,934.73	10.00%	11.00%	\$ 101,742.82	\$ 101,742.82	11.00%
BCS-049	Risk Management Consulting Services	9/22/2015	6/8/2016	Bickmore Corporation	\$ 672,954.00	0.00%	0.00%	\$ -	\$ -	0.00%
BCS-057	OCIP - Insurance Brokerage and Administration Services	8/31/2016	10/31/2016	Alliant Insurance Services, Inc.	\$ 11,983,398.00	20% (fee only)	20% (fee only)	\$ 130,000.00	\$ 130,000.00	20.00%
ARLINGTON										
BCS-026	A/E - Arlington	4/1/2015	8/17/2015 PO	Design Collective	\$ 1,731,984.00	29.00%	29.20%	\$ 505,739.33	\$ 505,739.33	29.20%
BCS-025	CM - Preconstruction - Arlington	4/1/2015	9/9/2015 PO	Dustin Construction	\$ 117,253.50	29.00%	29.43%	\$ 34,507.71	\$ 34,507.71	29.43%
025-A1	Arlington GMP Amendment		5/2/2018	Dustin Construction	\$ 37,262,000.00	30.00%	31.00%	\$ 11,551,220.00	\$ 11,551,220.00	31.00%
BCS-058	Commissioning Agent - Arlington	8/23/2016	11/9/2016	Kibart, Inc.	\$ 89,815.95	10.00%	14.00%	\$ 12,574.23	\$ 12,574.23	14.00%
BCS-069	Arlington T&I	3/6/2018	6/6/2018	Froehling & Robertson, Inc.	\$ 113,240.50	10.00%	10.00%	\$ 11,324.05	\$ 11,324.05	10.00%
ARUNDEL										
BCS-020	A/E - Arundel	1/23/2015	4/17/2015	GWWO, Inc./Architects	\$ 1,878,800.00	29.00%	29.00%	\$ 544,852.00	\$ 544,852.00	29.00%
BCS-021	CM - Arundel	1/23/2015	4/17/2015	MCN Build/Southway Builders, LLC	\$ 85,274.00	29.00%	29.00%	\$ 24,729.46	\$ 24,729.46	29.00%
021-A1	Arundel GMP Amendment		7/27/2016	MCN Build/Southway Builders, LLC	\$ 36,859,523.00	30.00%	36.18%	\$ 13,335,775.42	\$ 13,335,775.42	36.18%
BCS-029	Commissioning Agent - Arundel	6/23/2015	9/3/2015	RMF Engineering	\$ 110,942.00	10.00%	18.00%	\$ 19,969.56	\$ 19,969.56	18.00%
BCS-053	Arundel - T & I	5/26/2016	7/14/2016	Specialized Engineering	\$ 69,906.00	10.00%	10.00%	\$ 6,990.60	\$ 6,990.60	10.00%
	Bill of Materials - FFE - Arundel	6/10/2016	12/6/2017	School Specialty, Inc.	\$ 967,769.31	10.00%	15.00%	\$ 145,165.40	\$ 145,165.40	15.00%
CHERRY HILL										
BCS-018	A/E - Cherry Hill EM School	1/23/2015	8/21/2015 PO	JRS Architects, Inc.**	\$ 1,930,840.00	29.00%	30.24%	\$ 583,886.02	\$ 1,930,840.00	100.00%
BCS-019	CM - Cherry Hill EM School	1/23/2015	8/21/2015 PO	HESS Construction + Engineering	\$ 107,661.10	29.00%	29.25%	\$ 31,490.87	\$ 31,490.87	29.25%
019-A1-A2	Cherry Hill EM School GMP Amendment Total		5/24/2017	HESS Construction + Engineering	\$ 42,085,788.00	30.00%	33.55%	\$ 14,119,781.87	\$ 14,119,781.87	33.55%
BCS-030	Commissioning Agent - Cherry Hill	8/31/2015	4/15/2016 PO	Advanced Building Performance (ABP)**	\$ 101,945.25	10.00%	10.00%	\$ 10,194.53	\$ 101,945.25	100.00%
BCS-050	Swing Space Reno. - Cherry Hill	5/26/2016	6/24/2016	Tito Contractors, Inc. **	\$ 757,361.00	0.00%	0.00%	\$ -	\$ 757,361.00	100.00%
BCS-048	Moving & Relocation Svcs. - Cherry Hill	4/11/2016	6/8/2016	District Moving Companies, Inc.	\$ 89,197.50	0.00%	0.00%	\$ -	\$ -	0.00%
BCS-060	Cherry Hill EM School- T & I	10/28/2016	2/14/2017	ECS Mid-Atlantic, LLC	\$ 126,845.00	10.00%	10.00%	\$ 12,684.50	\$ 12,684.50	10.00%
	Bill of Materials - FFE - Cherry Hill	6/10/2016	5/2/2018	School Specialty, Inc.	\$ 1,235,971.36	10.00%	15.00%	\$ 185,395.70	\$ 185,395.70	
FOREST PARK										
BCS-022	A/E -Forest Park HS	3/2/2015	8/7/2015 PO	Smolen Emr Ilkovitch (SEI) Architects	\$ 2,638,274.00	29.00%	29.01%	\$ 765,363.29	\$ 765,363.29	29.01%
BCS-023	CM -Forest Park HS	1/23/2015	7/15/2015	HESS Construction + Engineering	\$ 112,991.80	29.00%	29.11%	\$ 32,891.91	\$ 32,891.91	29.11%
023-A1	Forest Park HS GMP Amendment		1/11/2017	HESS Construction + Engineering	\$ 56,193,983.00	30.00%	33.79%	\$ 18,987,946.86	\$ 18,987,946.86	33.79%
BCS-031	Commissioning Agent - Forest Park	8/31/2015	3/24/2016	Advanced Building Performance (ABP)**	\$ 100,288.65	10.00%	10.00%	\$ 10,028.87	\$ 100,288.65	100.00%
BCS-052	Swing Space Reno. - Forest Park	5/26/2016	6/24/2016	Tito Contractors, Inc.**	\$ 724,120.00	0.00%	0.00%	\$ -	\$ 724,120.00	100.00%
BCS-047	Moving & Relocation Svcs. - Forest Park	4/13/2016	6/8/2016	Walters Relocations, Inc.**	\$ 114,306.15	0.00%	0.00%	\$ -	\$ 114,306.15	100.00%
BCS-061	Forest Park HS- T & I	10/28/2016	2/14/2017	Hillis-Carnes Engineering Associates, Inc.	\$ 86,526.00	10.00%	10.00%	\$ 8,652.60	\$ 8,652.60	10.00%
	Bill of Materials - FFE - Forest Park	6/10/2016	2/7/2018	Douron, Inc.	\$ 1,102,150.82	10.00%	10.00%	\$ 110,215.08	\$ 110,215.08	
FREDERICK										
BCS-004	A/E - Frederick Elementary	7/1/2014	9/17/2014	USA Architects Planners + Interior Designers (USA)	\$ 1,527,000.00	29.00%	31.00%	\$ 473,370.00	\$ 473,370.00	31.00%
BCS-008	CM Services - Preconstruction - Frederick	9/11/2014	1/5/2015	Gilbane Building Company	\$ 118,323.00	29.00%	29.00%	\$ 34,313.67	\$ 34,313.67	29.00%
004-A1-A2	Frederick GMP Amendment Total		4/6/2016	Gilbane Building Company	\$ 25,135,322.00	32.00%	31.87%	\$ 8,010,627.12	\$ 8,010,627.12	31.87%
BCS-007	Commissioning Agent - Frederick	10/14/2014	12/10/2014	Reynolds Consulting Engineers	\$ 68,383.00	10.00%	10.00%	\$ 6,838.30	\$ 6,838.30	10.00%
BCS-032	Frederick - T & I	12/24/2015	2/11/2016	Froehling & Robertson, Inc.	\$ 95,030.40	10.00%	12.00%	\$ 11,403.65	\$ 11,403.65	12.00%
BCS-062	Frederick - Design, Furnish, and Install AV, Network, & Telecom	1/5/2017	3/21/2017	Plexus Installations, Inc. dba Plexus Group (SBR)**	\$ 1,965,356.87	15.00%	15.00%	\$ 294,803.53	\$ 1,965,356.87	100.00%
BCS-065	Moving & Relocation Svcs. - Frederick	3/3/2017	4/11/2017	District Moving Companies, Inc.	\$ 26,411.00	0.00%	0.00%	\$ -	\$ -	0.00%
	Bill of Materials - FFE - Frederick	6/10/2016	3/8/2017	School Specialty, Inc.	\$ 857,558.87	10.00%	15.00%	\$ 128,633.83	\$ 128,633.83	15.00%
FT WORTHINGTON										
BCS-003	A/E - Fort Worthington Elementary	6/30/2014	9/17/2014	Grimm + Parker Architects (G+P)	\$ 1,941,357.00	29.00%	52.14%	\$ 1,012,223.54	\$ 1,012,223.54	52.14%
BCS-006	CM Services - Ft. Worthington	9/11/2014	1/5/2015	Gilbane Building Company	\$ 120,831.00	29.00%	29.00%	\$ 35,040.99	\$ 35,040.99	29.00%
006-A1-A2	Fort Worthington GMP Total		3/26/2016	Gilbane Building Company	\$ 33,080,646.00	32.00%	31.95%	\$ 10,569,266.40	\$ 10,569,266.40	31.95%
BCS-005	Commissioning Agent - Ft. Worthington	10/14/2014	12/10/2014	Reynolds Consulting Engineers	\$ 82,517.00	10.00%	10.00%	\$ 8,251.70	\$ 8,251.70	10.00%

Project Number & Contract Number	Project Name	Advertisement Date	Award Date	Vendor	Original Contract Amount	MBE Contract Goal	MBE Contract Commitment	MBE Contract Participation	MBE Total Participation (spend)	MBE Total Commitment (spend)
BCS-033	Fort Worthington - T & I	12/24/2015	2/11/2016	Froehling & Robertson, Inc.	\$ 96,452.40	10.00%	12.00%	\$ 11,574.29	\$ 11,574.29	12.00%
BCS-063	Ft. Worth - Design, Furnish, and Install AV, Network, & Telecom	1/5/2017	3/21/2017	Plexus Installations, Inc. dba Plexus Group (SBR)**	\$ 2,197,130.26	15.00%	15.00%	\$ 329,569.54	\$ 2,197,130.26	100.00%
BCS-066	Moving & Relocation Svcs. - Ft. Worthington	3/3/2017	4/11/2017	District Moving Companies, Inc.	\$ 37,400.00	0.00%	0.00%	\$ -	\$ -	0.00%
	Bill of Materials - FFE - Ft. Worthington	6/10/2016	3/8/2017	Douron, Inc.	\$ 986,857.92	10.00%	10.00%	\$ 98,685.79	\$ 98,685.79	10.00%
DOROTHY I HEIGHT (formerly JOHN E HOWARD)										
BCS-012	A/E - John E. Howard Elementary	10/20/2014	1/30/2015	Cho Benn Holback & Associates***	\$ 1,519,446.00	29.00%	62.38%	\$ 947,830.41	\$ 1,519,446.00	100.00%
BCS-011	CM - Preconstruction Services - John E. Howard Elementary	10/20/2014	2/18/2015	J.Vinton Schafer & Sons, Inc. (JVS)	\$ 141,501.00	29.00%	29.00%	\$ 41,035.29	\$ 41,035.29	29.00%
011-A1	John E. Howard GMP Amendment		7/27/2016	J.Vinton Schafer & Sons, Inc. (JVS)	\$ 28,359,808.00	30.00%	33.65%	\$ 9,543,075.39	\$ 9,543,075.39	33.65%
IT/AV Amendment			11/7/2017		\$ 1,943,509.00					
BCS-016	Commissioning Agent - John E. Howard	4/22/2015	8/12/2015	RMF Engineering	\$ 105,091.00	10.00%	11.00%	\$ 11,560.01	\$ 11,560.01	11.00%
BCS-041	Swing Space Reno. - John E. Howard	3/21/2016	4/22/2016	J.A.K. Construction	\$ 138,500.00	0.00%	0.00%	\$ -	\$ -	0.00%
BCS-045	Moving & Relocation Svcs. (Pre-Con) - John E. Howard	4/18/2016	5/5/2016	The Kane Company/Officer Movers, Inc	\$ 67,613.10	0.00%	0.00%	\$ -	\$ -	0.00%
BCS-056	John Eager Howard - T & I	5/20/2016	7/14/2016	Hillis-Carnes Engineering Associates, Inc.	\$ 89,181.60	10.00%	10.00%	\$ 8,918.16	\$ 8,918.16	10.00%
BCS-067	Moving & Relocation Svcs. (Post Con) - John E. Howard	4/3/2017	5/3/2017	Hoffberger Moving Companies**	\$ 45,804.55	0.00%	0.00%	\$ -	\$ 45,804.55	100.00%
BCS-JEH-SBR	Building Renovation Services - John E. Howard	9/25/2019	11/18/2019	Tito Contractors, Inc. **	\$ 17,176.00	0.00%	0.00%	\$ -	\$ 17,176.00	100.00%
	Bill of Materials - FFE - John E. Howard	6/10/2016	7/18/2017	Douron, Inc.	\$ 827,967.65	10.00%	10.00%	\$ 82,796.77	\$ 82,796.77	10.00%
WILDWOOD (formerly LYNDHURST)										
BCS-009	A/E - Lyndhurst Elementary	10/20/2014	1/30/2015	STV, Inc.	\$ 1,432,800.00	29.00%	33.00%	\$ 472,824.00	\$ 472,824.00	33.00%
BCS-010	CM - Lyndhurst Elementary	10/20/2014	2/18/2015	Turner Construction Company	\$ 108,015.00	29.00%	29.00%	\$ 31,324.35	\$ 31,324.35	29.00%
010-A1	Lyndhurst GMP Amendment		5/16/2016	Turner Construction Company/JLN	\$ 35,204,180.00	30.00%	30.00%	\$ 10,561,254.00	\$ 10,561,254.00	30.00%
IT/AV Amendment					\$ 2,424,780.00					
BCS-015	Commissioning Agent - Lyndhurst Elementary	4/22/2015	8/12/2015	Setty & Associates Intl.**	\$ 99,615.00	10.00%	18.17%	\$ 18,100.05	\$ 99,615.00	100.00%
BCS-042	Swing Space Reno. - Lyndhurst	3/10/2016	4/22/2016	Tito Contractors, Inc.**	\$ 92,222.00	0.00%	0.00%	\$ -	\$ 92,222.00	100.00%
BCS-044	Moving & Relocation Svcs. (Pre Con) - Lyndhurst	4/13/2016	5/5/2016	The Kane Company/Officer Movers, Inc	\$ 50,274.00	0.00%	0.00%	\$ -	\$ -	0.00%
BCS-054	Lyndhurst - T & I	5/19/2016	7/14/2016	Hillis-Carnes Engineering Associates, Inc.	\$ 96,114.00	10.00%	10.00%	\$ 9,611.40	\$ 9,611.40	10.00%
BCS-068	Moving & Relocation Svcs. (Post Con) - Lyndhurst	4/4/2017	5/3/2017	Hoffberger Moving Companies**	\$ 54,783.85	0.00%	0.00%	\$ -	\$ 54,783.85	100.00%
BCS-077	Water Leakage Investigation at Lyndhurst	N/A	8/9/2018	Wiss, Janney, Elstner Associates, Inc.	\$ 7,500.00	0.00%	0.00%	\$ -	\$ -	0.00%
BCS-LYN-SBR	Building Renovation Services - Lyndurst	9/25/2019	11/18/2019	Tito Contractors, Inc. **	\$ 17,576.00	0.00%	0.00%	\$ -	\$ 17,576.00	100.00%
	Bill of Materials - FFE - Lyndhurst	6/10/2016	7/18/2017	School Specialty, Inc.	\$ 1,085,640.60	10.00%	15.00%	\$ 162,846.09	\$ 162,846.09	15.00%
PATTERSON/CLAREMONT										
BCS-036	A/E - Patterson/Claremont	2/18/2016	7/27/2016	Stantec Architecture	\$ 2,799,892.00	29.00%	52.00%	\$ 1,455,943.84	\$ 1,455,943.84	52.00%
BCS-037		2/23/2016	7/27/2016	Skanska USA Building	\$ 125,061.83	29.00%	29.00%	\$ 36,267.93	\$ 36,267.93	29.00%
037-A1	Patterson/Claremont GMP	N/A	6/19/2019	Skanska USA Building	\$ 88,473,818.00	30.00%	33.00%	\$ 29,196,359.94	\$ 29,196,359.94	33.00%
BCS-039	Commissioning Agent - Patterson/Claremont	3/1/2017	4/6/2017	Advanced Building Performance (ABP)**	\$ 129,074.40	10.00%	10.00%	\$ 12,907.44	\$ 129,074.40	100.00%
BCS-038	Patterson - T&I	3/19/2019	5/7/2019	ECS Mid-Atlantic, LLC	\$ 489,280.00	10.00%	10.00%	\$ 48,928.00	\$ 48,928.00	10.00%
	Bill of Materials - FFE - Patterson	6/10/2016	3/2/2021	School Specialty, Inc.	\$ 2,003,486.48	10.00%	15.00%	\$ 300,522.97	\$ 300,522.97	15.00%
PIMLICO										
BCS-028	A/E - Pimlico	4/1/2015	8/21/2015	Design Collective	\$ 1,820,000.00	29.00%	29.60%	\$ 538,720.00	\$ 538,720.00	29.60%
BCS-027	CM - Pimlico	4/1/2015	9/9/2015	Dustin Construction	\$ 117,253.50	29.00%	29.43%	\$ 34,507.71	\$ 34,507.71	29.43%
027-A1-A2	Pimlico GMP Total	N/A	3/10/2017	Dustin Construction	\$ 37,836,910.24	30.00%	33.39%	\$ 12,633,744.33	\$ 12,633,744.33	33.39%
BCS-034	Commissioning Agent - Pimlico	1/12/2016	3/24/2016	Brinjac Engineering, Inc.	\$ 100,164.75	10.00%	10.00%	\$ 10,016.48	\$ 10,016.48	10.00%
BCS-051	Swing Space Reno. - Pimlico	5/24/2016	6/24/2016	Tito Contractors, Inc. **	\$ 688,767.40	0.00%	0.00%	\$ -	\$ 688,767.40	100.00%
BCS-046	Moving & Relocation Svcs. - Pimlico	4/18/2016	6/8/2016	The Kane Company/Officer Movers, Inc	\$ 108,425.10	0.00%	0.00%	\$ -	\$ -	0.00%
BCS-059	Pimlico - Testing and Inspection	10/7/2016	11/9/2016	Hillis-Carnes Engineering Associates, Inc.	\$ 180,370.60	10.00%	10.00%	\$ 18,037.06	\$ 18,037.06	10.00%
	Bill of Materials - FFE - Pimlico	6/10/2016	12/6/2017	Douron, Inc.	\$ 985,729.23	10.00%	10.00%	\$ 98,572.92	\$ 98,572.92	10.00%
ROBERT POOLE										
BCS-013	A/E Robert Poole Building	12/23/2014	3/19/2015	JRS Architects, Inc.**	\$ 2,466,870.00	29.00%	29.52%	\$ 728,220.02	\$ 2,466,870.00	100.00%
BCS-014	CM - Robert Poole Building	12/23/2014	3/19/2015	CAM Construction Company	\$ 105,266.00	29.00%	30.00%	\$ 31,579.80	\$ 31,579.80	30.00%
014-A1	Robert Poole GMP Amendment #1	N/A	7/27/2016	CAM Construction Company	\$ 38,507,745.00	30.00%	30.61%	\$ 11,787,220.74	\$ 11,787,220.74	30.61%
BCS-017	Commissioning Agent - Robert E. Poole	6/23/2015	9/3/2015	RMF Engineering	\$ 97,565.00	10.00%	17.00%	\$ 16,586.05	\$ 16,586.05	17.00%
BCS-040	Swing Space Reno. - Robert Poole	3/4/2016	4/22/2016	J.A.K. Construction	\$ 353,500.00	0.00%	0.00%	\$ -	\$ -	0.00%
BCS-043	Moving & Relocation Svcs. - Robert Poole	4/4/2016	5/5/2016	District Moving Companies, Inc.	\$ 78,477.00	0.00%	0.00%	\$ -	\$ -	0.00%
BCS-055	Robert Poole - T & I	5/27/2016	7/14/2016	Specialized Engineering	\$ 127,548.00	10.00%	10.00%	\$ 12,754.80	\$ 12,754.80	10.00%
	Bill of Materials - FFE - Robert Poole	6/10/2016	2/7/2018	School Specialty, Inc.	\$ 1,096,011.64	10.00%	15.00%	\$ 164,401.75	\$ 164,401.75	15.00%
TOTAL (YEAR 1)					\$ 528,496,110.16		30.89%	\$ 163,240,178.46	\$ 173,327,321.44	32.80%

Project Number & Contract Number	Project Name	Advertisement Date	Award Date	Vendor	Original Contract Amount	MBE Contract Goal	MBE Contract Commitment	MBE Contract Participation	MBE Total Participation (spend)	MBE Total Commitment (spend)
YEAR 2 SCHOOLS										
21st CENTURY SCHOOL BUILDINGS PROGRAM										
BCS-02-100	Code Consultant - Year 2	7/10/2017	11/7/2017	Institute for Building Technology & Safety	\$ 1,528,504.00	10.00%	10.00%	\$ 152,850.40	\$ 152,850.40	10.00%
BCS-02-110-ESP	Instructional Technology & Telecommunication Design Consultant	8/30/2017	11/7/2017	Educational Systems Planning	\$ 1,500,000.00	0.00%	0.00%	\$ -	\$ -	0.00%
BCS-02-110-JMT				Johnson, Mirmiran & Thompson (JMT)						
BCS-02-110-MGAC				Mark G. Anderson Consultants (MGAC)						
BCS-02-115-DMCI	Moving & Relocation Services	1/23/2018	3/7/2018	District Moving Companies, Inc. (DMCI)	\$ 1,400,000.00	0.00%	0.00%	\$ 1,253,987.26	\$ 1,253,987.26	89.57%
BCS-02-115-HMS				Hoffberger Moving Services, LLC (HMS) **						
BCS-02-115-WRI				Walters Relocations, Inc. (WRI)**						
BCS-02-120-GCI	Water Testing Services	3/19/2018	7/12/2018	Global Consulting, Inc. (GCI)	\$ 1,200,000.00	0.00%	0.00%	\$ 79,472.71	\$ 79,472.71	6.62%
BCS-02-120-SALUT				Soil and Land Use Technology, Inc. (SALUT) **						
BCS-02-120-IEI				Inspection Experts, Inc. (IEI)						
BCS-02-120-BATTA				BATTA Environmental Associates, Inc. (BATTA) **						
BCS-02-120-PSI				Professional Service Industries, Inc. (PSI)						
FEASIBILITY STUDIES										
BCS-201	FS - Medfield Heights Elementary School	5/1/2015	7/15/2015	Mimar McKissack**	\$ 40,477.00	29.00%	40.47%	\$ 16,381.04	\$ 40,477.00	100.00%
BCS-202	FS - Cross Country	5/1/2015	7/15/2015	Design Collective (DCI)	\$ 47,500.00	29.00%	35.80%	\$ 17,005.00	\$ 17,005.00	35.80%
BCS-203	FS - John Ruhrah	5/1/2015	7/15/2015	Design Collective (DCI)	\$ 45,500.00	29.00%	35.70%	\$ 16,243.50	\$ 16,243.50	35.70%
BCS-204	FS - Calvin M. Rodwell	5/1/2015	7/15/2015	Design Collective (DCI)	\$ 46,500.00	29.00%	36.15%	\$ 16,809.75	\$ 16,809.75	36.15%
BCS-205	FS - Govans	7/2/2015	11/3/2015	Crabtree, Rorbaugh & Associates Architects	\$ 61,291.00	29.00%	36.79%	\$ 22,548.96	\$ 22,548.96	36.79%
BCS-206	FS - Bay Brook	7/2/2015	11/3/2015	JRS Architects**	\$ 57,000.00	29.00%	31.50%	\$ 17,955.00	\$ 57,000.00	100.00%
BCS-207	FS - Calverton	7/2/2015	11/3/2015	JRS Architects**	\$ 57,000.00	29.00%	31.50%	\$ 17,955.00	\$ 57,000.00	100.00%
BCS-208	FS - Walter P. Carter	7/2/2015	11/3/2015	Penza Bailey/Newman JV	\$ 53,349.46	29.00%	51.40%	\$ 27,421.62	\$ 27,421.62	51.40%
BCS-209	FS-Harford Heights Elementary School	1/8/2016	4/5/2016	Grimm + Parker Architects	\$ 62,648.30	29.00%	39.94%	\$ 25,021.73	\$ 25,021.73	39.94%
BCS-210	FS -Montebello	1/8/2016	4/5/2016	Thomas, Marks Architects**	\$ 58,830.53	29.00%	49.20%	\$ 28,944.62	\$ 58,830.53	100.00%
BCS-211	FS - Mary Rodman	1/8/2016	4/5/2016	Stantec Architecture	\$ 54,793.60	29.00%	52.00%	\$ 28,492.67	\$ 28,492.67	52.00%
BCS-214	FS - James Mosher	2/6/2017	7/12/2017	Colimore Architects, Inc.	\$ 66,555.00	29.00%	44.00%	\$ 29,284.20	\$ 29,284.20	44.00%
BCS-212	FS - Northwood	2/6/2017	5/3/2017	RRMM Architects, PC	\$ 70,881.80	29.00%	36.00%	\$ 25,517.45	\$ 25,517.45	36.00%
BCS-213	FS - Robert W. Coleman	2/6/2017	8/27/2017	RRMM Architects, PC	\$ 62,242.60	29.00%	32.00%	\$ 19,917.63	\$ 19,917.63	32.00%
BCS-215	FS - Highlandtown Elementary/Middle	9/11/2017	11/7/2017	GWWO, Inc./Architects	\$ 62,358.00	29.00%	34.60%	\$ 21,575.87	\$ 21,575.87	34.60%
BCS-216	FS - Commodore John Rodgers Elementary/Middle	9/11/2017	11/7/2017	GWWO, Inc./Architects	\$ 62,358.00	29.00%	34.60%	\$ 21,575.87	\$ 21,575.87	34.60%
BCS-217	FS - Frederick Douglass Building	1/20/2020	4/7/2020	Design Collective, Inc.	\$ 94,198.00	29.00%	29.20%	\$ 27,505.82	\$ 27,505.82	29.20%
BCS-218	FS - Baltimore City College	3/13/2020	5/5/2020	JRS Architects, Inc.**	\$ 83,574.24	29.00%	29.00%	\$ 24,236.53	\$ 83,574.24	100.00%
BCS-219	FS - Baltimore Polytechnic & Western High	9/8/2020	12/1/2020	Cannon Design	\$ 145,605.00	29.00%	29.00%	\$ 42,225.45	\$ 145,605.00	100.00%
BAY-BROOK ELEMENTARY/MIDDLE										
BCS-02-004-AE	AE -Bay-Brook E/M	6/4/2017	8/16/2017	Crabtree, Rohrbaugh & Associates	\$ 2,129,417.00	31.00%	31.10%	\$ 662,248.69	\$ 662,248.69	31.10%
BCS-02-004-CM	CM - Pre-Construction - Bay-Brook E/M	6/4/2017	8/16/2017	CAM Construction Company	\$ 90,522.00	29.00%	30.00%	\$ 27,156.60	\$ 27,156.60	30.00%
BCS-02-004-GMP	GMP - Bay-Brook E/M	N/A	9/27/2018	CAM Construction Company	\$ 39,009,088.00	30.00%	41.00%	\$ 15,993,726.08	\$ 15,993,726.08	41.00%
BCS-02-004-CX	CX -Bay-Brook E/M	11/8/2017	2/12/2017	Setty & Associates Intl.**	\$ 89,697.50	10.00%	10.00%	\$ 8,969.75	\$ 89,697.50	100.00%
BCS-02-004-SS	SSR - Bay-Brook E/M	4/25/2018	6/6/2018	Tito Contractors, Inc.**	\$ 175,324.00	0.00%	0.00%	\$ -	\$ 175,324.00	100.00%
BCS-02-004-TI	T&I - Bay-Brook E/M	7/5/2018	9/5/2018	ECS Mid-Atlantic, LLC	\$ 122,450.00	10.00%	10.00%	\$ 12,245.00	\$ 12,245.00	10.00%
	Bill of Materials - FFE - Bay-Brook E/M	6/10/2016	5/7/2019	Douron, Inc.	\$ 1,000,323.05	10.00%	10.00%	\$ 100,032.31	\$ 100,032.31	10.00%
CALVIN M. RODWELL ELEMENTARY/MIDDLE										
BCS-02-003-AE	AE - Calvin M. Rodwell E/M	5/25/2017	8/16/2017	Design Collective, Inc. + Samaha Assoc., PC JV	\$ 1,679,673.88	31.00%	31.20%	\$ 524,058.25	\$ 524,058.25	31.20%
BCS-02-003-CM	CM - Pre-Construction - Calvin M. Rodwell E/M	5/24/2017	8/16/2017	Skanska USA Building, Inc.	\$ 75,525.75	29.00%	29.00%	\$ 21,902.47	\$ 21,902.47	29.00%
BCS-02-003-GMP	GMP - Calvin M. Rodwell E/M	N/A	10/3/2018	Skanska USA Building, Inc.	\$ 36,767,365.00	30.00%	52.00%	\$ 19,119,029.80	\$ 19,119,029.80	52.00%
BCS-02-003-CX	CX - Calvin M. Rodwell E/M	11/8/2017	2/12/2017	Setty & Associates Intl.**	\$ 89,697.50	10.00%	10.00%	\$ 8,969.75	\$ 89,697.50	100.00%
BCS-02-003-SS	SSR - Calvin M. Rodwell E/M	4/27/2018	6/6/2018	Centennial Contractors Enterprises, Inc.	\$ 126,783.00	0.00%	0.00%	\$ -	\$ -	0.00%
BCS-02-003-TI	T&I - Calvin M. Rodwell E/M	7/10/2018	9/5/2018	DIW Group, Inc. t/a Specialized Engineering	\$ 118,860.00	10.00%	10.00%	\$ 11,886.00	\$ 11,886.00	10.00%
	Bill of Materials - FFE - Calvin M. Rodwell E/M	6/10/2016	5/7/2019	Douron, Inc.	\$ 965,455.13	10.00%	10.00%	\$ 96,545.51	\$ 96,545.51	10.00%
CALVERTON ELEMENTARY/MIDDLE										
BCS-02-005-AE	AE - Calverton E/M	5/17/2018	9/27/2018	JRS Architects, Inc.**	\$ 2,026,501.61	31.00%	51.42%			
BCS-02-005-CM	CM - Pre-Construction - Calverton E/M	5/17/2018	9/27/2018	The Whiting-Turner Contracting Company	\$ 190,627.03	29.00%	29.00%	\$ 55,281.84	\$ 55,281.84	29.00%
BCS-02-005-GMP1	GMP 1 - Calverton E/M	N/A	10/31/2019	The Whiting-Turner Contracting Company	\$ 6,189,280.09	30.00%	29.66%	\$ 1,835,740.47	\$ 1,835,740.47	29.66%
BCS-02-005-GMP2	GMP 2 - Calverton E/M	N/A	4/1/2020	The Whiting-Turner Contracting Company	\$ 32,279,199.00	30.00%	33.00%	\$ 10,652,135.67	\$ 10,652,135.67	33.00%
BCS-02-005-GMP3	GMP 3 - Calverton E/M	N/A	7/22/2020	The Whiting-Turner Contracting Company	\$ 11,256,202.00	30.00%	34.00%	\$ 3,827,108.68	\$ 3,827,108.68	34.00%
BCS-02-005-CX	CX - Calverton E/M	11/5/2018	1/8/2019	Kibart, Inc.	\$ 96,425.00	10.00%	35.00%	\$ 33,748.75	\$ 33,748.75	35.00%
BCS-02-005-TI	T&I - Calverton E/M	12/23/2019	3/3/2020	ATC Group Services, LLC	\$ 118,561.00	10.00%	10.00%	\$ 11,856.10	\$ 11,856.10	10.00%

Project Number & Contract Number	Project Name	Advertisement Date	Award Date	Vendor	Original Contract Amount	MBE Contract Goal	MBE Contract Commitment	MBE Contract Participation	MBE Total Participation (spend)	MBE Total Commitment (spend)
	Bill of Materials - FFE - Calverton E/M	6/10/2016	3/2/2021	Douron, Inc.	\$ 1,092,648.24	10.00%	10.00%	\$ 109,264.82	\$ 109,264.82	10.00%
COMMODORE JOHN RODGERS										
BCS-02-006-AE	AE - Cmdr. John Rodgers E/M	5/10/2022	9/14/2022	Crabtree, Rohrbaugh & Associates	\$ 2,108,680.20	31.00%	33.94%	\$ 1,042,027.13	\$ 2,026,501.61	100.00%
BCS-02-006-CX	CX - Cmdr. John Rodgers E/M	9/28/2022	12/6/2022	RMF Engineering, Inc., PC	\$ 130,149.74	10.00%	10.00%	\$ 13,014.97	\$ 13,014.97	10.00%
CROSS COUNTRY ELEMENTARY/MIDDLE										
BCS-02-007-AE	AE - Cross Country E/M	6/26/2018	12/20/2018	ATI, Inc.**	\$ 1,095,676.40	31.00%	59.13%	\$ 647,873.46	\$ 1,095,676.40	100.00%
BCS-02-007-CM	CM - Pre-Construction - Cross Country E/M	8/13/2018	12/20/2018	Turner Construction Company	\$ 147,728.00	29.00%	29.80%	\$ 44,022.94	\$ 44,022.94	29.80%
BCS-02-007-GMP1	GMP 1 - Cross Country E/M	N/A	10/6/2021	Turner Construction Company	\$ 1,399,852.00	30.00%	30.00%	\$ 419,955.60	\$ 419,955.60	30.00%
BCS-02-007-GMP2	GMP 2 - Cross Country E/M	N/A	2/16/2022	Turner Construction Company	\$ 11,885,143.00	30.00%	30.00%	\$ 3,565,542.90	\$ 3,565,542.90	30.00%
BCS-02-007-GMP3	GMP 3 - Cross Country E/M	N/A	5/11/2022	Turner Construction Company	\$ 37,098,292.00	30.00%	30.00%	\$ 11,129,487.60	\$ 11,129,487.60	30.00%
BCS-02-007-CX	CX - Cross Country E/M	11/30/2018	2/5/2019	Wright Commissioning, LLC	\$ 90,850.00	10.00%	10.00%	\$ 9,085.00	\$ 9,085.00	10.00%
BCS-02-007-TI	T&I - Cross Country E/M	1/10/2022	3/1/2022	ATC Group Services, LLC	\$ 126,070.00	10.00%	10.00%	\$ 12,607.00	\$ 12,607.00	10.00%
BCS-02-007-SS	SS - Cross Country E/M	4/26/2019	6/18/2019	Tito Contractors, Inc.**	\$ 141,231.25	0.00%	0.00%	\$ -	\$ 141,231.25	100.00%
FAIRMOUNT HARFORD BUILDING										
BCS-02-002-DB	Design Build - Fairmount Harford Bldg.	5/23/2017	8/16/2017	MCN Build/Southway Builders, LLC	\$ 192,743.00	20.00%	37.00%	\$ 71,314.91	\$ 71,314.91	37.00%
BCS-02-002-GMP	Fairmount Harford GMP	N/A	4/26/2018	MCN Build/Southway Builders, LLC	\$ 49,216,622.00	32.00%	32.00%	\$ 15,749,319.04	\$ 15,749,319.04	32.00%
BCS-02-002-CX	CX - Fairmount Harford Bldg.	1/10/2018	3/7/2018	Brinjac Engineering	\$ 97,229.00	10.00%	23.00%	\$ 22,362.67	\$ 22,362.67	23.00%
BCS-02-002-TI	T&I - Fairmount Harford Bldg.	3/7/2018	5/2/2018	ECS Mid-Atlantic, LLC	\$ 74,503.20	10.00%	10.00%	\$ 7,450.32	\$ 7,450.32	10.00%
	Bill of Materials - FFE - Fairmount Harford Bldg	6/10/2016	5/7/2019	School Specialty, Inc.	\$ 1,187,038.86	10.00%	15.00%	\$ 178,055.83	\$ 178,055.83	15.00%
FREDERICK DOUGLASS BUILDING										
BCS-02-018-AE	AE - Frederick Douglass Building	10/19/2022	1/26/2023	Samaha Associates, PC	\$ 3,278,000.00	31.00%	31.00%	\$ 1,016,180.00	\$ 1,016,180.00	31.00%
BCS-02-018-CM	CM - Frederick Douglass Building	2/6/2023	4/19/2023	Dustin Construction, Inc.	\$ 175,000.00	29.00%	29.00%	\$ 50,750.00	\$ 50,750.00	29.00%
BCS-02-018-IT	AV/IT - Frederick Douglass Building	3/6/2023	5/2/2023	Mark G. Anderson Consultants (MGAC)	\$ 105,480.69	0.00%	0.00%	\$ -	\$ -	0.00%
GOVANS ES										
BCS-02-008-AE	AE - Govans ES	12/15/2017	3/21/2018	USA Architects, Planners + Interior Designers PA	\$ 1,657,139.17	31.00%	36.30%	\$ 601,541.52	\$ 601,541.52	36.30%
BCS-02-008-CM	CM - Preconstruction - Govans ES	12/15/2017	3/21/2018	Keller Construction Management	\$ 152,150.00	29.00%	29.00%	\$ 44,123.50	\$ 44,123.50	29.00%
BCS-02-008-GMP1	GMP 1 - Govans ES	N/A	4/22/2020	Dustin Construction, Inc.	\$ 24,101,768.26	30.00%	27.46%	\$ 6,618,345.56	\$ 6,618,345.56	27.46%
BCS-02-008-CX	CX - Govans ES	8/10/2018	10/3/2018	Wright Commissioning, LLC	\$ 94,980.00	10.00%	10.00%	\$ 9,498.00	\$ 9,498.00	10.00%
BCS-02-008-TI	T&I - Govans ES	10/1/2019	2/4/2020	ATC Group Services, LLC	\$ 131,105.00	10.00%	10.00%	\$ 13,110.50	\$ 13,110.50	10.00%
BCS-02-008-SS	SS - Govans ES	5/2/2019	6/18/2019	Tito Contractors, Inc.**	\$ 238,960.00	0.00%	0.00%	\$ -	\$ 238,960.00	100.00%
	Bill of Materials - FFE - Govans ES	6/10/2016	3/2/2021	Douron, Inc.	\$ 780,009.65	10.00%	10.00%	\$ 78,000.97	\$ 78,000.97	10.00%
HARFORD HEIGHTS/SHARP-LEADENHALL ELEMENTARY										
BCS-02-009-AE	AE - Harford Heights ES	3/1/2018	8/1/2018	Crabtree, Rohrbaugh & Associates	\$ 1,978,686.64	31.00%	32.50%	\$ 643,073.16	\$ 643,073.16	32.50%
BCS-02-009-CM	CM - Preconstruction - Harford Heights ES	3/1/2018	8/1/2018	MCN Build/Southway Builders, LLC	\$ 169,976.00	29.00%	29.00%	\$ 49,293.04	\$ 49,293.04	29.00%
BCS-02-009-GMP	GMP - Harford Heights ES	N/A	4/1/2020	MCN Build/Southway Builders, LLC	\$ 44,636,933.00	30.00%	30.00%	\$ 13,391,079.90	\$ 13,391,079.90	30.00%
BCS-02-009-CX	CX - Harford Heights ES	9/19/2018	11/8/2018	Wright Commissioning, LLC	\$ 98,515.00	10.00%	10.00%	\$ 9,851.50	\$ 9,851.50	10.00%
BCS-02-009-TI	TI - Harford Heights ES	7/25/2019	10/8/2019	ECS Mid-Atlantic, LLC	\$ 107,304.00	10.00%	10.00%	\$ 10,730.40	\$ 10,730.40	10.00%
	Bill of Materials - FFE - Harford Heights ES	6/10/2016	3/2/2021	School Specialty, Inc.	\$ 1,224,355.87	10.00%	15.00%	\$ 183,653.38	\$ 183,653.38	15.00%
HIGHLANDTOWN ELEMENTARY/MIDDLE SCHOOL										
BCS-02-010-AE	AE - Highlandtown EMS	1/31/2020	4/22/2020	JRS Architects, Inc.**	\$ 1,000,391.55	31.00%	37.50%	\$ 375,146.83	\$ 1,000,391.55	100.00%
BCS-02-010-CM	CM - Preconstruction - Highlandtown EMS	1/31/2020	4/22/2020	CAM Construction Company	\$ 154,312.00	29.00%	29.00%	\$ 44,750.48	\$ 44,750.48	29.00%
BCS-02-010-GMP	GMP - Highlandtown EMS	1/31/2020	8/11/2021	CAM Construction Company	\$ 22,354,170.00	30.00%	34.35%	\$ 7,678,657.40	\$ 7,678,657.40	34.35%
BCS-02-010-CX	CX - Highlandtown EMS	7/27/2020	10/7/2020	Brinjac Engineering, Inc.	\$ 52,620.00	10.00%	10.00%	\$ 5,262.00	\$ 5,262.00	10.00%
BCS-02-010-TI	TI - Highlandtown EMS	3/2/2021	5/4/2021	Hillis-Carnes Engineering Associates, Inc.	\$ 81,784.00	10.00%	10.00%	\$ 8,178.40	\$ 8,178.40	10.00%
	Bill of Materials - FFE - Highlandtown ES	6/10/2016	3/2/2021	School Specialty, Inc.	\$ 1,077,394.98	10.00%	15.00%	\$ 161,609.25	\$ 161,609.25	15.00%
JAMES MOSHER ELEMENTARY SCHOOL										
BCS-02-011-AE	AE - James Mosher ES	9/7/2018	1/24/2019	Waldon Studio/Hughes Group Architects JV**	\$ 979,035.28	31.00%	45.51%	\$ 445,558.96	\$ 979,035.28	100.00%
BCS-02-011-CM	CM - Preconstruction - James Mosher ES	9/7/2018	1/24/2019	Dustin Construction, Inc.	\$ 169,007.00	29.00%	29.00%	\$ 49,012.03	\$ 49,012.03	29.00%
BCS-02-011-GMP	GMP - James Mosher ES	N/A	4/1/2020	Dustin Construction, Inc.	\$ 26,139,160.31	30.00%	24.35%	\$ 6,364,885.54	\$ 6,364,885.54	24.35%
BCS-02-011-CX	CX - James Mosher ES	1/18/2019	4/4/2019	Setty & Associates Intl.**	\$ 90,948.00	10.00%	10.00%	\$ 9,094.80	\$ 9,094.80	100.00%
BCS-02-011-TI	TI - James Mosher ES	3/5/2020	5/5/2020	Hillis-Carnes Engineering Associates, Inc.	\$ 50,989.00	10.00%	10.00%	\$ 5,098.90	\$ 5,098.90	10.00%
BCS-02-011-SS	SS - James Mosher ES	4/10/2019	6/18/2019	Tito Contractors, Inc.**	\$ 168,611.00	0.00%	0.00%	\$ -	\$ 168,611.00	100.00%
	Bill of Materials - FFE - James Mosher ES	6/10/2016	3/2/2021	Douron, Inc.	\$ 616,311.53	10.00%	10.00%	\$ 61,631.15	\$ 61,631.15	10.00%
JOHN RUHRAH ELEMENTARY/MIDDLE										
BCS-02-001-AE	AE - John Ruhrah E/M	2/8/2017	6/7/2017	Grimm & Parker Architects	\$ 1,641,718.62	31.00%	52.14%	\$ 855,992.09	\$ 855,992.09	52.14%
BCS-02-001-CM	CM - Pre-Construction - John Ruhrah E/M	2/10/2017	7/5/2017	MCN Build/Southway Builders, LLC	\$ 56,619.20	29.00%	29.00%	\$ 16,419.57	\$ 16,419.57	29.00%
BCS-02-001-GMP	GMP - John Ruhrah E/M	N/A	9/27/2018	MCN Build/Southway Builders, LLC	\$ 42,759,429.00	30.00%	30.95%	\$ 13,234,043.28	\$ 13,234,043.28	30.95%
BCS-02-001-CX	CX - John Ruhrah E/M	11/8/2017	1/2/2018	Kibart, Inc.	\$ 96,188.40	10.00%	28.00%	\$ 26,932.75	\$ 26,932.75	28.00%
BCS-02-001-SS	SSR - John Ruhrah E/M	4/30/2018	6/6/2018	Tito Contractors, Inc.**	\$ 263,967.00	0.00%	0.00%	\$ -	\$ 263,967.00	100.00%
BC-002-01-TI	TI - John Ruhrah E/M	8/15/2018	10/3/2018	Hillis-Carnes Engineering Associates, Inc.	\$ 124,750.00	10.00%	10.00%	\$ 12,475.00	\$ 12,475.00	10.00%

Project Number & Contract Number	Project Name	Advertisement Date	Award Date	Vendor	Original Contract Amount	MBE Contract Goal	MBE Contract Commitment	MBE Contract Participation	MBE Total Participation (spend)	MBE Total Commitment (spend)
BCS02-001-PC	Portable Classroom Lease - John Ruhrah E/M	1/4/2018	9/5/2018	Modular Genius, Inc.	\$ 1,307,998.00	12.00%	12.00%	\$ 156,959.76	\$ 156,959.76	12.00%
	Bill of Materials - FFE - John Ruhrah E/M	6/10/2016	5/7/2019	School Specialty, Inc.	\$ 1,424,034.25	10.00%	15.00%	\$ 213,605.14	\$ 213,605.14	15.00%
MARY E. RODMAN ELEMENTARY/MIDDLE										
BCS-02-012-AE	AE - Mary E. Rodman	10/11/2017	1/24/2018	Smolen Emr Ilkovitch (SEI) Architects	\$ 1,317,364.34	31.00%	31.01%	\$ 408,514.68	\$ 408,514.68	31.01%
BCS-02-012-CM	CM - Preconstruction - Mary E. Rodman	10/11/2017	1/24/2018	MCN Build/Southway Builders, LLC	\$ 49,728.00	29.00%	29.00%	\$ 14,421.12	\$ 14,421.12	29.00%
BCS-02-012-GMP	GMP - Mary E. Rodman	N/A	7/9/2019	MCN Build/Southway Builders, LLC	\$ 25,533,719.00	30.00%	30.10%	\$ 7,685,649.42	\$ 7,685,649.42	30.10%
BCS-02-012-CX	CX - Mary E. Rodman	5/16/2018	7/12/2018	Kibart, Inc.	\$ 95,751.00	10.00%	28.00%	\$ 26,810.28	\$ 26,810.28	28.00%
BCS-02-012-TI	TI - Mary E. Rodman	5/30/2019	7/9/2019	ATC Group Services, LLC	\$ 82,492.00	10.00%	10.00%	\$ 8,249.20	\$ 8,249.20	10.00%
	Bill of Materials - FFE - Mary E. Rodman ES	6/10/2016	5/7/2019	Douron, Inc.	\$ 698,271.12	10.00%	10.00%	\$ 69,827.11	\$ 69,827.11	10.00%
MEDFIELD ELEMENTARY/SCHOOL										
BCS-02-013-AE	AE - Medfield ES	12/22/2017	3/21/2018	Design Collective/Samaha JV	\$ 1,592,053.76	31.00%	39.70%	\$ 632,045.34	\$ 632,045.34	39.70%
BCS-02-013-CM	CM - Preconstruction - Medfield ES	12/22/2017	3/21/2018	Turner Construction Company	\$ 141,310.00	29.00%	29.40%	\$ 41,545.14	\$ 41,545.14	29.40%
BCS-02-013-GMP	GMP - Medfield ES	N/A	7/8/2019	Turner Construction Company	\$ 32,320,710.00	30.00%	30.18%	\$ 9,754,390.28	\$ 9,754,390.28	30.18%
BCS-02-013-CX	CX - Medfield ES	7/18/2018	9/5/2018	Kibart, Inc.	\$ 95,751.00	10.00%	33.00%	\$ 31,597.83	\$ 31,597.83	33.00%
BCS-02-013-TI	TI - Medfield ES	4/12/2019	6/18/2019	ATC Group Services, LLC	\$ 93,884.00	10.00%	10.00%	\$ 9,388.40	\$ 9,388.40	10.00%
BCS-02-013-SS	SS - Medfield ES	5/2/2019	6/18/2019	Tito Contractors, Inc.**	\$ 193,773.00	0.00%	0.00%	\$ -	\$ 193,773.00	100.00%
	Bill of Materials - FFE - Medfield Heights ES	6/10/2016	5/7/2019	Douron, Inc.	\$ 765,608.61	10.00%	10.00%	\$ 76,560.86	\$ 76,560.86	10.00%
MONTEBELLO ELEMENTARY/MIDDLE SCHOOL										
BCS-02-014-AE	AE - Montebello EMS	8/22/2019	11/21/2019	Crabtree, Rohrbaugh & Associates	\$ 1,351,508.53	31.00%	42.00%	\$ 567,633.58	\$ 567,633.58	42.00%
BCS-02-014-CM	CM - Preconstruction - Montebello EMS	5/7/2020	8/12/2020	CAM Construction Company	\$ 113,944.00	29.00%	29.00%	\$ 33,043.76	\$ 33,043.76	29.00%
BCS-02-014-GMP	GMP - Montebello EMS	N/A	4/21/2021	CAM Construction Company	\$ 32,092,251.00	30.00%	30.00%	\$ 9,627,675.30	\$ 9,627,675.30	30.00%
BCS-02-014-CX	CX - Montebello EMS	2/28/2020	5/5/2020	Kibart, Inc.	\$ 79,652.00	10.00%	10.00%	\$ 7,965.20	\$ 7,965.20	10.00%
BCS-02-014-SS	SS - Montebello EMS	5/5/2020	7/7/2020	Tito Contractors, Inc.**	\$ 267,885.00	0.00%	0.00%	\$ -	\$ 267,885.00	100.00%
BCS-02-014-TI	TI - Montebello EMS	2/8/2021	4/6/2021	DIW Group, Inc. t/a Specialized Engineering	\$ 88,770.00	10.00%	10.00%	\$ 8,877.00	\$ 8,877.00	100.00%
	Bill of Materials - FFE - Montebello ES	6/10/2016	5/7/2019	Douron, Inc.	\$ 831,968.35	10.00%	10.00%	\$ 83,196.84	\$ 83,196.84	10.00%
NORTHWOOD ELEMENTARY SCHOOL										
BCS-02-015-AE	AE - Northwood ES	1/2/2019	4/4/2019	Smolen Emr Ilkovitch (SEI) Architects	\$ 2,097,733.00	31.00%	42.02%	\$ 881,467.41	\$ 881,467.41	42.02%
BCS-02-015-CM	CM - Preconstruction - Northwood ES	1/2/2019	4/4/2019	James G. Davis Construction Corpotation	\$ 179,216.00	29.00%	29.00%	\$ 51,972.64	\$ 51,972.64	29.00%
BCS-02-015-GMP1	GMP 1 - Northwood ES	N/A	7/22/2020	James G. Davis Construction Corpotation	\$ 27,840,394.00	30.00%	30.00%	\$ 8,352,118.20	\$ 8,352,118.20	30.00%
BCS-02-015-GMP2	GMP 2 - Northwood ES	N/A	12/16/2020	James G. Davis Construction Corpotation	\$ 17,854,228.00	30.00%	30.00%	\$ 5,356,268.40	\$ 5,356,268.40	30.00%
BCS-02-015-CX	CX - Northwood ES	4/30/2019	7/9/2019	Kibart, Inc.	\$ 89,895.00	10.00%	28.00%	\$ 25,170.60	\$ 25,170.60	28.00%
BCS-02-015-TI	TI - Northwood ES	5/1/2020	7/7/2020	ECS Mid-Atlantic, LLC	\$ 95,177.00	10.00%	10.00%	\$ 9,517.70	\$ 9,517.70	10.00%
	Bill of Materials - FFE - Northwood ES	6/10/2016	8/24/2021	Douron, Inc.	\$ 875,046.40	10.00%	10.00%	\$ 87,504.64	\$ 87,504.64	10.00%
ROBERT W. COLEMAN ELEMENTARY SCHOOL										
BCS-02-016-AE	AE - Robert W. Coleman ES	10/1/2018	1/24/2019	RRMM Architects, PC dba RRMM Lukmkire Architects	\$ 886,399.00	31.00%	57.00%	\$ 505,247.43	\$ 505,247.43	57.00%
BCS-02-016-CM	CM - Preconstruction - Robert W. Coleman ES	4/5/2019	7/8/2019	MCN Build/Southway Builders, LLC	\$ 113,561.00	29.00%	29.00%	\$ 32,932.69	\$ 32,932.69	29.00%
BCS-02-016-GMP1	GMP 1 - Robert W. Coleman ES	N/A	4/1/2020	MCN Build/Southway Builders, LLC	\$ 1,693,616.00	30.00%	38.13%	\$ 645,775.78	\$ 645,775.78	38.13%
BCS-02-016-GMP2	GMP 2 - Robert W. Coleman ES	N/A	7/22/2020	MCN Build/Southway Builders, LLC	\$ 17,917,118.00	30.00%	30.00%	\$ 5,375,135.40	\$ 5,375,135.40	30.00%
BCS-02-016-CX	CX - Robert W. Coleman ES	3/13/2019	5/7/2019	Decon Engineering, Inc. dba DEI Consulting	\$ 84,940.21	10.00%	10.00%	\$ 8,494.02	\$ 8,494.02	10.00%
BCS-02-016-TI	TI - Robert W. Coleman ES	3/31/2020	6/2/2020	Hillis-Carnes Engineering Associates, Inc.	\$ 46,734.00	10.00%	10.00%	\$ 4,673.40	\$ 4,673.40	10.00%
BCS-02-016-SS	SS - Robert W. Coleman ES	4/26/2019	6/18/2019	Centennial Contractors Enterprises, Inc.	\$ 264,236.62	0.00%	0.00%	\$ -	\$ -	0.00%
	Bill of Materials - FFE - Robert W. Coleman ES	6/10/2016	3/2/2021	School Specialty, Inc.	\$ 507,711.01	10.00%	15.00%	\$ 76,156.65	\$ 76,156.65	15.00%
WALTER P. CARTER/LOIS T. MURRAY ELEMENTARY/MIDDLE										
BCS-02-017-AE	AE - Walter P. Carter E/M	10/20/2017	1/24/2018	Penza Bailey/Newman JV	\$ 2,499,998.92	31.00%	48.42%	\$ 1,210,449.48	\$ 1,210,449.48	48.42%
BCS-02-017-CM	CM - Preconstruction - Walter P. Carter E/M	10/20/2017	1/24/2018	Whiting Turner Contracting Co.	\$ 258,574.31	29.00%	29.00%	\$ 74,986.55	\$ 74,986.55	29.00%
BCS-02-017-GMP	GMP - Walter P. Carter E/M	N/A	4/3/2019	Whiting Turner Contracting Co.	\$ 54,923,438.00	30.00%	31.24%	\$ 17,158,082.03	\$ 17,158,082.03	31.24%
BCS-02-017-CX	CX - Walter P. Carter E/M	5/16/2018	8/8/2018	Advanced Building Performance, Inc.**	\$ 96,488.00	10.00%	10.00%	\$ 9,648.80	\$ 9,648.80	100.00%
BCS-02-017-TI	TI - Walter P. Carter E/M	10/16/2018	12/6/2018	ECS Mid-Atlantic, LLC	\$ 202,316.50	10.00%	10.00%	\$ 20,231.65	\$ 20,231.65	10.00%
BCS-02-017-SS	SS - Walter P. Carter E/M	5/1/2019	6/18/2019	Tito Contractors, Inc.**	\$ 218,741.00	0.00%	0.00%	\$ -	\$ 218,741.00	100.00%
	Bill of Materials - FFE - Walter P. Carter E/M	6/10/2016	5/7/2019	School Specialty, Inc.	\$ 1,187,790.39	10.00%	15.00%	\$ 178,168.56	\$ 178,168.56	15.00%
	Bill of Materials - FFE - Lois T. Murray E/M	6/10/2016	3/2/2021	School Specialty, Inc.	\$ 338,356.01	10.00%	15.00%	\$ 50,753.40	\$ 50,753.40	15.00%
TOTAL (YEAR 2)					\$ 655,160,506.44		31.99%	\$ 209,603,645.50	\$ 214,567,966.24	32.75%
TOTAL (YR 1 & YR 2)					\$ 1,183,656,616.60		31.50%	\$ 372,843,823.96	\$ 387,895,287.68	32.77%

** MBE Prime

*** MDOT MBE Certified at Time of Award

City Schools Procurement/Contract

MSA Procurement/City Schools Contracts

Approved Change Orders by Project by Vendors - (Previous Quarter)

Project	Company Name	Originating Contract Title	Title	Current State	Change Amount	Approved Date
21st Century Program Costs	Douron, Inc.	Calverton_Douron_Furniture Procurement	Douron_Calverton_Unexpended FF&E Costs_March 2023	Approved	(\$79,356.35)	03/06/23
		James Mosher_Douron_Furniture Procurement	Douron_James Mosher_Unexpended FF&E Costs_March 2023	Approved	(\$33,402.58)	03/06/23
		Northwood_Douron_Furniture Procurement	Douron_Northwood_Unexpended FF&E_March 2023	Approved	(\$2,756.79)	03/06/23
	Douron, Inc. - Total				(\$115,515.72)	
	Global Consulting Inc.	Highlandtown_Water Testing_Global Consulting	Highlandtown_Global Consulting_Water Testing Closeout	Approved	(\$2,311.84)	02/01/23
	Global Consulting Inc. - Total				(\$2,311.84)	
	Intertek-PSI	Montebello_Water Testing_Intertek PSI	Montebello_Intertek-PSI_Water Testing Task Order Closeout	Approved	(\$800.40)	03/16/23
	Intertek-PSI - Total				(\$800.40)	
	MGAC, Inc.	MGAC_BCS 2021 AV/IT Standards_Annual Update	MGAC_BCS AV/IT 2021 Design Standards_Project Closeout Credit	Approved	(\$4,193.49)	03/16/23
		Montebello EMS_MGAC_Secondary AV-IT Design_AVIT	MGAC_Task Order 8B_Montebello Secondary_Change Order 1	Approved	\$2,125.00	03/16/23
	MGAC, Inc. - Total				(\$2,068.49)	
School Specialty, Inc.	Robert Coleman_School Specialty_Furniture Procurement	Robert Coleman_School Specialty_Furniture Procurement	School Specialty_Robert Coleman_Unexpended FF&E_4-25-23	Approved	(\$4,094.32)	04/25/23
		Walter P. Carter_Lois T. Murray_School Specialty Furniture Procurement	Walter P. Carter_Lois T. Murray_School Specialty_Unexpended Relocation Costs_March 2023	Approved	(\$2,140.83)	03/27/23
		Walter P. Carter_School Specialty Furniture Procurement	Walter P. Carter_School Specialty_Unexpended Relocation Costs - March 2023	Approved	(\$82,128.13)	03/29/23
	School Specialty, Inc. - Total				(\$88,363.28)	
Forest Park High School	Advanced Building Performance	Advanced Building Performance_Commissioning Services	ABP_CO#2_Add Service for Closeout	Approved	\$6,603.70	03/09/23
	Advanced Building Performance - Total				\$6,603.70	
	Hess Construction	HESS_GMP Construction Services	HESS_GMP_Unexpended Budget_Project Closeout	Approved	(\$9,619.76)	03/09/23
	Hess Construction - Total				(\$9,619.76)	
Harford Heights ES	Crabtree, Rohrbaugh & Associates	CRA_AE Services	CRA_A/E Services_March 2023 FINAL Closeout Credit	Approved	(\$78,542.33)	03/04/23
	Crabtree, Rohrbaugh & Associates - Total				(\$78,542.33)	
Highlandtown #237 ES	JRS Architects, Inc.	JRS_AE Services	JRS_Change Order #2 Summer Work Design_March 2023	Approved	\$79,815.00	04/03/23
	JRS Architects, Inc. - Total				\$79,815.00	
Mary E. Rodman PK-5	MCN Build/Southway	MCN Southway_Construction GMP	MCN Build/Southway Project Closeout	Approved	(\$115,660.00)	04/20/23
	MCN Build/Southway - Total				(\$115,660.00)	

Approved Change Orders by Project by Vendors - (Previous Quarter)

Project	Company Name	Originating Contract Title	Title	Current State	Change Amount	Approved Date
Mary E. Rodman PK-5	SEI Architects	SEI_Design Services	SEI_AE Closeout	Approved	(\$65,974.25)	03/28/23
	SEI Architects - Total				(\$65,974.25)	
Patterson HS	Stantec	Stantec _A/E Services	Stantec_Extended Construction Admin. Services	Approved	\$32,000.00	03/06/23
	Stantec - Total				\$32,000.00	
Overall - Total					(\$360,437.37)	

Workforce Development Snapshot - April 2023

Completed Schools

School	Company	Mobilization Date	Committed Local New Hires	Official Local New Hires	Committed Total Hours	Official Total Hours	Committed Baltimore City Resident Hours	Official Baltimore City Resident Hours
Arlington EMS	Dustin Construction	7/5/2018	26	62	177,844.00	218,959.78	27,111.00	32,930.50
Arundel EMS	MCN Build	8/1/2016	38	59	135,849.00	177,147.43	43,100.00	52,634.70
Bay Brook EMS	CAM Construction	7/23/2018	9	23	133,910.00	210,310.70	10,310.00	25,464.18
Billie Holiday ES (Mosher)	Dustin Construction	4/29/2020	15	38	111,716.00	139,841.11	20,561.00	18,327.64
Calvin M. Rodwell EMS	Skanska USA Building, Inc.	8/13/2018	23	33	158,125.00	226,518.60	51,782.00	38,537.98
Cherry Hill EMS	Hess Construction	2/10/2017	26	76	197,888.00	236,751.55	33,508.00	44,847.94
Dorothy I Height ES (J.E.H)	J.Vinton Schafer/Cain Construction	8/10/2016	18	68	121,055.00	163,523.58	21,988.00	34,804.03
Forest Park HS	Hess Construction	2/6/2017	22	140	275,950.00	419,345.03	28,040.00	68,259.05
Fort Worthington EMS	Gilbane	1/11/2016	24	70	180,000.00	194,101.70	31,668.00	31,980.81
Frederick ES	Gilbane	2/1/2016	28	52	92,281.00	132,570.02	20,428.00	35,206.17
Govans ES	Dustin Construction	4/29/2020	12	31	125,425.00	151,453.57	17,064.00	17,091.71
Harford Heights/Sharp Leadenhall EMS	MCN Build/Southway Builders	4/6/2020	20	58	157,561.00	242,263.67	38,389.00	31,533.28
John Ruhrah EMS	MCN Build/Southway Builders	9/14/2018	33	64	148,442.00	260,305.86	35,180.00	55,328.09
Katherine Johnson Global Academy EMS (Calverton)	Whiting Turner	11/4/2019	22	72	144,663.00	247,842.07	15,034.00	39,642.13
Lake Clifton Park Building HS (Fairmount-Harford)	MCN Build/Southway Builders	5/3/2018	21	55	145,582.00	274,660.09	25,093.00	77,281.77
Mary E. Rodman ES	MCN Build/Southway Builders	7/22/2019	19	38	103,963.00	149,469.60	24,878.00	28,326.97
Medfield Heights ES	Turner Construction	7/11/2019	30	40	137,642.00	169,060.39	23,084.00	23,699.58
Patterson	Skanska USA Building, Inc.	7/1/2019	9	83	277,855.00	505,225.09	32,690.00	70,110.46
Pimlico EMS	Dustin Construction	10/13/2016	29	85	151,805.00	227,530.38	30,756.00	36,341.08
Robert Poole MS	CAM Construction	8/22/2016	25	95	188,305.00	281,920.73	28,167.00	57,574.41
Robert W. Coleman ES	MCN Build/Southway Builders	4/3/2020	16	37	75,030.00	100,771.22	19,225.00	19,686.50
Walter P. Carter EMS	Whiting-Turner Construction	2/14/2019	22	91	181,310.00	270,345.53	31,996.00	52,303.18
Wildwood EMS (Lyndhurst)	Turner Construction	7/11/2016	47	66	168,048.00	240,870.02	22,685.00	40,050.63
23			534	1436	3,590,249.00	5,240,787.72	632,737.00	931,962.79

*Updated April 27, 2023

Key
Committed = GMP
Official - Final Numbers