

**Baltimore City Public School Construction Program**  
**MOU Executive Committee Meeting**  
**Open Session**



Wednesday, September 8, 2021 | 2:00 PM  
Virtual meeting – Microsoft Teams

[Join Microsoft Teams Meeting](#)

+1 667-228-6519, 257025820#  
Conference ID: 257 025 820#

Chair: Tisha Edwards  
Baltimore City

**AGENDA**

**Approvals/ Notices**

Minutes, June 2, 2021 ..... Tisha Edwards, Baltimore City

**Reporting**

IAC Report ..... Jamie Bridges, IAC  
Coordinating Committee ..... Cheryl Casciani, Baltimore City  
STAT Committee ..... Eric Johnson, MSA  
Collaborative group ..... Deral Falls, Baltimore City  
Financial Report ..... David Raith, MSA  
MSA Report ..... Larry Flynn, MSA  
21<sup>st</sup> Century/ City Schools Report ..... Dorothy Hellman, 21<sup>st</sup> C/ City Schools

**Discussion**

Q&A ..... All  
Meeting Adjourn ..... All

Next Executive Committee Meeting: Wednesday, December 1, 2021 | 2:00 – 4:00 PM

**Baltimore City Public Schools Construction Program  
MOU Executive Committee Meeting Minutes  
Open Session**

**Wednesday, June 2, 2021 | 2:00 pm**

**Chair, Tisha Edwards, Mayor's Office of Children & Family Success**

**COMMITTEE ATTENDEES**

David Raith, MSA

Larry Flynn, MSA

Bob Gorrell, IAC

Jamie Bridges, IAC

Tisha Edwards, Baltimore City

Cheryl Casciani, Baltimore City

Deral Falls, Sr., MOED

Yvette Clark, MOED

Dorothy Hellman, 21<sup>st</sup> Century

Rachael Romano, 21<sup>st</sup> Century

Laura Hyde, MLIS

Fred Mason, MSDE

Cynthia Smith

Michael McBride

Parrish – Deane, Athena P

**Virtual meeting called to order by Tisha Edwards at 2:03 p.m.**

**APPROVALS / NOTICES**

1. Approval of March 3, 2021 meeting minutes.
  - Motion was made to approve by Cheryl Casciani and seconded by Dorothy Hellman.
  - Motion carried unanimously.

**REPORTS**

**IAC Report: Jamie Bridges**

- See *Report to the Executive Committee*, attached.
- Staff attended planning/design meetings for Commodore John Rodgers, Cross Country, Douglass/Briscoe, Baltimore City College, Baltimore Polytechnic/Western
- Working on updates to gross area baseline for Douglass/Briscoe & Polytechnic/Western
- Working with MSA to develop administrative procedures for Built to Learn

**Coordinating Committee: Cheryl Casciani (Baltimore City)**

- See *Report to the Executive Committee*, attached.
- Medfield Heights – working on resolution for sidewalk to connect school/rec center
- Received draft MOU from MSA about ramps/crosswalks outside project limits ; under legal review
- Many INSPIRE plans in process
- Next mtg – July 21

**STAT Committee: Larry Flynn**

- No updates to report

**Collaborative Group: Deral**

- 3 job orders have come in ; 10 individuals in pipeline for screening from construction employment event
- Promotion of opportunities with apprenticeship program
- Planning for in person recruitment events
- 21<sup>st</sup> Century project wages are higher than other available jobs
- To date, 99 workers employed

**Financial Report: David Raith, MSA**

- See *Report to the Executive Committee*, attached.
- Revenues slightly under target for last quarter ; interest rates on investments have declined
- Overall revenues for the year over target
- Expenses slightly under budget for last quarter
- Slightly over budget for year on expenses
- At end of March 2021, about \$20M cash, due another \$20M by end of year ; some will be transferred to state account for use in Baltimore City
- Overall, no concerns with completing 28 planned schools

**MSA Report: Larry Flynn, MSA**

- See *Report to the Executive Committee*, attached.
- Year 1 buildings - 10 of 11 buildings, housing 11 schools are open & occupied
- Year 2 buildings – 7 of 17 buildings, housing 8 schools are open & occupied
  - 6 planned to open summer 2021
- Cross Country – design to be completed in December 2021 ; construction in spring 2022 ; opening summer 2023
- Northwood – ahead of schedule ; scheduled to open Jan 2022
- Montebello – GMP 1 continues ; scheduled for summer 2022 opening
- Challenges: 40/50% increase on steel & lumber prices ; delivery disruption extending timelines
- Highlandtown – construction document complete ; approval of GMP expected in July
- Commodore John Rodgers – scheduled to open in summer 2023
- Upcoming procurements:
  - RFP – Commodore John Rodgers A/E Design and CM Preconstruction
  - RFP – Commodore John Rodgers Building Commissioning Services

**21<sup>st</sup> Century/City Schools Report: Dorothy Hellman, 21<sup>st</sup> Century/City Schools**

- See *Report to the Executive Committee*, attached.
- 17 school building have been completed out of the 28 approved under the program.
- Of 11 remaining

- 8 under construction
  - 2 pre-construction/design
  - 1 in feasibility study – Commodore John Rodgers
- City Schools reviews & revises portfolio annually 2 buildings approved for surplus on March 9, 2021
- Commodore John Rodgers planning – feasibility study substantially complete, over by \$5M ; taking look at ed specs
- High school plans are nearing completion ; budget estimates are pending ; all 5 schools' plans/budget will be reviewed at same time with equity lens
- 4 buildings proposed for surplus to increase utilization rate districtwide – up to 85%
- All staff positions filled
- Proposed FY22 budget projected to be \$5.9M, approved by Board of School Commissioners on May 13, 2021 ; will send to MSA for approval in June
- 6 buildings / 8 schools expected to be delivered this summer ; largest number at once, staggering delivery
- Procurement for all 8 schools ; proactive order ahead of schedule to avoid delivery/supply delays
- Hired technology associates to assist with deployment at 8 schools for summer/fall openings
- 8 schools in swing spaces, down to 3 in summer ; logistics team working to prepare/pack/move materials
- Hybrid internship program – 14 students completed pre-work training ; participating in workshops, \$50 weekly stipend ; job placements intended for June-Aug
- Will work with MOED to engage ~5 YouthWorks for prep of FFE this summer
- Merging schools have had community engagement events
- 2 school renamings on April 2021
  - James Mosher is now Billie Holliday Elementary
  - Calverton is now Katherine Johnson Global Academy
- Invitations to be sent soon for grand opening ceremonies for 8 new schools

## **DISCUSSIONS**

- Additional high schools would be considered if additional funding becomes available

## **MOTION TO ADJOURN:**

- Motion to adjourn announced at 2:55 p.m.
- Motion was carried by Jamie Bridges and seconded by Cheryl Casciani.

Next meeting scheduled for September 8, 2021 at 2PM.

## **MEMORANDUM – September 8, 2021**

**To: 21<sup>st</sup> Century Schools Building Program, Executive Committee**

**From: Bob Gorrell**

**Re: Report to the Executive Committee**

Staff participated in the recent ribbon cutting events at the Katherine Johnson Global Academy and at Patterson HS to celebrate the grand opening of five facilities for six City Schools programs.

### **MOU §1. ROLES, RIGHTS AND RESPONSIBILITIES**

Staff has continued to work with the Partners on project development for Cross Country PK-8 #247 and Commodore John Rodgers PK-8 #27.

### **MOU §4. IAC PROCESSES**

Staff received site-specific educational specifications (edspec) / feasibility study packages for all three of the three high school projects. All three packages were developed with Program funds, while the projects are anticipated to be funded with Built-to-Learn (BTL) funds.

#### **1. Frederick Douglas HS #450 / Joseph Briscoe SE #451**

Staff recognize without comment the proposed enrollment of 1,026 per legislative mandate. The package calls for 218,757 GSF – which is more than 13% percent above the gross area baseline (GAB) based on the proposed enrollment of 1,026.

#### **2. Baltimore City College HS #480**

Staff concurs with the proposed enrollment. The package calls for 296,800 GSF — which is a little more than 1.5% above the GAB for the proposed enrollment for the proposed enrollment of 1,902.

#### **3. Baltimore Polytechnic Institute #403 / Western HS #407**

Staff to confirm proposed enrollment, and proposed GSF.

### **MOU §11. COMPREHENSIVE AND BUILDING MAINTENANCE PLANS**

On August 12, 2021, the IAC published the *FY 2022 Comprehensive Maintenance Plan Instructions*.

# City Schools Coordinating Committee Meeting on School Construction

## July 21, 2021

### Meeting Summary – DRAFT

#### 1. Introductions

Attendees: Tisha Edwards (Mayor's Office), Lea Ferguson (Mayor's Office), Larry Flynn (MSA), Cheryl Casciani (DOP), Jennifer Leonard (DOP), Chad Hayes (DOP), Reni Lawal (DOP), Dorothy Hellman (21<sup>st</sup> Century), Michael McBride (21<sup>st</sup> Century), Reneè Stainrod (21<sup>st</sup> Century), Rachael Romano (21<sup>st</sup> Century), Jacia Smith (BCRP), Kate Brower (BCRP), Frank Murphy (DOT), Eric Lee (HCD), Eva Vinas Meza (City Schools)

#### 2. Approved Minutes of April 21, 2020

#### 3. Cooperative Use MOU Status: City Schools, BCRP

<i>Discussion</i>	<i>Follow-up Task</i>
<ul style="list-style-type: none"> <li>21<sup>st</sup> Century MOU/Exhibits: Walter P. Carter is circulating for signatures.</li> <li>Global/Non-21<sup>st</sup> Century: joint legal team is reviewing Master Agreement and template for separate Exhibits to finalize.</li> </ul>	<ul style="list-style-type: none"> <li>None</li> </ul>

#### 4. Planning, Design, and Construction Coordination: DOT, DOP, BCRP, City Schools, MSA

##### a. Pedestrian Safety

<i>Discussion</i>	<i>Follow-up Task</i>
<b>Medfield Heights: Lack of sidewalk or ADA compliant path between school and recreation center</b> <ul style="list-style-type: none"> <li>Final design: extending the sidewalk at street level. DOT aiming to survey by mid-August.</li> <li>DOP will fund as the INSPIRE project.</li> <li>DOP scheduling an August community meeting to review design option.</li> </ul>	<ul style="list-style-type: none"> <li>None</li> </ul>

##### b. MOU for Constructing ADA Ramps and Crosswalks outside of Project Limits

<i>Discussion</i>	<i>Follow-up Task</i>
<ul style="list-style-type: none"> <li>DOP, MSA, DOT reviewing. Purpose is to have in place for future projects.</li> </ul>	<ul style="list-style-type: none"> <li>None</li> </ul>

##### c. Crosswalk Installation – Primary Walking Routes

<i>Discussion</i>	<i>Follow-up Task</i>
<ul style="list-style-type: none"> <li>100% complete: Bay Brook, Calvin Rodwell, Govans, Walter P. Carter, Medfield</li> </ul>	<ul style="list-style-type: none"> <li>None</li> </ul>

<ul style="list-style-type: none"> <li>• 95%: John Ruhrah, Arlington (each have 1 left – delay due to BGE and/or resurfacing)</li> <li>• Hope to complete before school opening: Mary E. Rodman</li> <li>• Waiting on POs: Robert W. Coleman, Harford Heights, Billie Holiday (formerly James Mosher), Katherine Johnson Global Academy (formerly Calverton), Northwood</li> </ul>	
--	--

**d. Upcoming Design Process – No updates**

**e. Miscellaneous Carryover**

<i>Discussion</i>	<i>Follow-up Task</i>
<b>Walter P. Carter: Pool design and community outreach</b> <ul style="list-style-type: none"> <li>• Anticipate construction start in fall, 12-month schedule.</li> <li>• May community meeting discussed recreation programming.</li> <li>• 21<sup>st</sup> Century (Dorothy H.) will reach out to principal upon receipt of BCRP construction schedule.</li> </ul>	<ul style="list-style-type: none"> <li>• BCRP send Dorothy H. construction schedule.</li> </ul>
<b>REACH!/Clifton Park: Stormwater pipe leak</b> <ul style="list-style-type: none"> <li>• Acting DPW Bureau Head looking into this. 21<sup>st</sup> Century provided info to him.</li> </ul>	<ul style="list-style-type: none"> <li>• Chris R. to follow-up with update or if need to bring to attention of new DPW director.</li> </ul>
<b>Harford Heights: Stormwater inlet at Register alley</b> <ul style="list-style-type: none"> <li>• DOP (Jen L.) meeting with DPW on site on 7/21.</li> </ul>	<ul style="list-style-type: none"> <li>• Jen L. follow-up with update (to Cheryl, Tisha)</li> </ul>

**5. Design Issues & Process**

**a. Design Issues**

<i>Discussion</i>	<i>Follow-up Task</i>
<b>Montebello: Upper parking lot and drop off</b> <ul style="list-style-type: none"> <li>• 21<sup>st</sup> Century/MSA made design improvements based on community input. Shared with community and elected officials. DOT has seen the design; 21<sup>st</sup> Century scheduling a follow-up with them.</li> </ul>	<ul style="list-style-type: none"> <li>• None</li> </ul>

**b. Design Process**

<i>Discussion</i>	<i>Follow-up Task</i>
<b>Commodore John Rodgers</b> <ul style="list-style-type: none"> <li>• In design process. Adding an option to consider for a rebuild, to ensure efficiency. Scheduling community meeting for 8/17.</li> </ul>	<ul style="list-style-type: none"> <li>• None</li> </ul>
<b>Cross Country</b> <ul style="list-style-type: none"> <li>• In design development. UDAAP: 7/29</li> </ul>	<ul style="list-style-type: none"> <li>• None</li> </ul>

**6. Feasibility Studies for the Next Round of Schools (High Schools)**

<i>Discussion</i>	<i>Follow-up Task</i>
<ul style="list-style-type: none"><li>• Substantially complete.</li><li>• Poly-Western community meeting: 8/19.</li><li>• Aim to present to City Schools board in August, Executive Committee and IAC in September.</li></ul>	<ul style="list-style-type: none"><li>• None</li></ul>

**7. Construction Schedule Update (see Year 1 and Year 2 At-a-Glance): 21<sup>st</sup> Century – No updates**

**8. Community Engagement: Coordinating/Collaborating/Informing – 21<sup>st</sup> Century, DOP, BCRP**

- a. Robert W. Coleman: 21<sup>st</sup> Century wrapping up resident traffic signal concerns on Windsor Ave.
- b. Walter P. Carter: 21<sup>st</sup> Century finalizing letter going to residents of homes on Wilbert Ave.

**9. Updates**

**a. Upcoming Events**

<i>Discussion</i>	<i>Follow-up Task</i>
<ul style="list-style-type: none"><li>• 21<sup>st</sup> Century ribbon cuttings (hybrid in-person &amp; virtual – in-person is invite only):<ul style="list-style-type: none"><li>• 8/24 (12-1 pm): Billie Holiday, Katherine Johnson Global Academy, Robert W. Coleman</li><li>• 8/26 (9:30): Patterson/Claremont, Govans</li></ul></li></ul>	<ul style="list-style-type: none"><li>• None</li></ul>

**b. INSPIRE**

<i>Discussion</i>	<i>Follow-up Task</i>
<ul style="list-style-type: none"><li>• Primary Route sidewalks: fall schools all done except Billie Holiday/Katherine Johnson; some blocks at Harford Heights. Trees to come.</li><li>• Lights on REACH path are complete.</li><li>• Walter P. Carter Art@Work is underway: 4300 York Road. Mural celebration scheduled for 8/5@ 6pm.</li><li>• Other projects: finalizing a few gardens, and close to selections on other projects.</li></ul>	<ul style="list-style-type: none"><li>• Jen L. send info about Art@Work.</li><li>• Jen L. follow-up with Renée S. re: Northwood</li></ul>

**Next Scheduled Coordinating Committee Meeting: July 21, 2021 at 9:00 a.m.**



Baltimore City Schools Construction Program  
MOU Executive Committee Meeting  
September 8, 2020

Stat Committee Update

STAT Reporting updates

- Updates to attached metrics include:
  - Contract updates for total contract amounts, MBE participation, and change orders
  - WFD totals for completed schools to date

Project Number & Contract Number	Project Name	Advertisement Date	Award Date	Vendor	Original Contract Amount	MBE Contract Goal	MBE Contract Commitment	MBE Contract Participation	MBE Total Participation (spend)	MBE Total Commitment (spend)
<b>YEAR 1 SCHOOLS</b>										
<b>21st CENTURY SCHOOL BUILDINGS PROGRAM</b>										
BCS-001	Program Manager Services		5/7/2014	City School Partners	\$ 6,257,816.30	29.00%	29.00%	\$ 1,814,766.73	\$ 1,814,766.73	29.00%
BCS-002	LEED/Green Building Consulting Services	4/3/2014	8/13/2014	Lorax Partners	\$ 905,358.00	10.00%	11.18%	\$ 101,219.02	\$ 101,219.02	11.18%
BCS-024	Code Consultant - Year 1	3/24/2015	6/4/2015	Institute for Building Technology & Safety	\$ 924,934.73	10.00%	11.00%	\$ 101,742.82	\$ 101,742.82	11.00%
BCS-049	Risk Management Consulting Services	9/22/2015	6/8/2016	Bickmore Corporation	\$ 672,954.00	0.00%	0.00%	\$ -	\$ -	0.00%
BCS-057	OCIP - Insurance Brokerage and Administration Services	8/31/2016	10/31/2016	Alliant Insurance Services, Inc.	\$ 11,983,398.00	20% (fee only)	20% (fee only)	\$ 130,000.00	\$ 130,000.00	20.00%
<b>ARLINGTON</b>										
BCS-026	A/E - Arlington	4/1/2015	8/17/2015 PO	Design Collective	\$ 1,731,984.00	29.00%	29.20%	\$ 505,739.33	\$ 505,739.33	29.20%
BCS-025	CM - Preconstruction - Arlington	4/1/2015	9/9/2015 PO	Dustin Construction	\$ 117,253.50	29.00%	29.43%	\$ 34,507.71	\$ 34,507.71	29.43%
025-A1	Arlington GMP Amendment		5/2/2018	Dustin Construction	\$ 37,262,000.00	30.00%	31.00%	\$ 11,551,220.00	\$ 11,551,220.00	31.00%
BCS-058	Commissioning Agent - Arlington	8/23/2016	11/9/2016	Kibart, Inc.	\$ 89,815.95	10.00%	14.00%	\$ 12,574.23	\$ 12,574.23	14.00%
BCS-069	Arlington T&I	3/6/2018	6/6/2018	Froehling & Robertson, Inc.	\$ 113,240.50	10.00%	10.00%	\$ 11,324.05	\$ 11,324.05	10.00%
<b>ARUNDEL</b>										
BCS-020	A/E - Arundel	1/23/2015	4/17/2015	GWVO, Inc./Architects	\$ 1,878,800.00	29.00%	29.00%	\$ 544,852.00	\$ 544,852.00	29.00%
BCS-021	CM - Arundel	1/23/2015	4/17/2015	MCN Build/Southway Builders, LLC	\$ 85,274.00	29.00%	29.00%	\$ 24,729.46	\$ 24,729.46	29.00%
021-A1	Arundel GMP Amendment		7/27/2016	MCN Build/Southway Builders, LLC	\$ 36,859,523.00	30.00%	36.18%	\$ 13,335,775.42	\$ 13,335,775.42	36.18%
BCS-029	Commissioning Agent - Arundel	6/23/2015	9/3/2015	RMF Engineering	\$ 110,942.00	10.00%	18.00%	\$ 19,969.56	\$ 19,969.56	18.00%
BCS-053	Arundel - T & I	5/26/2016	7/14/2016	Specialized Engineering	\$ 69,906.00	10.00%	10.00%	\$ 6,990.60	\$ 6,990.60	10.00%
	Bill of Materials - FFE - Arundel	6/10/2016	12/6/2017	School Specialty, Inc.	\$ 967,769.31	10.00%	15.00%	\$ 145,165.40	\$ 145,165.40	15.00%
<b>CHERRY HILL</b>										
BCS-018	A/E - Cherry Hill EM School	1/23/2015	8/21/2015 PO	JRS Architects, Inc.**	\$ 1,930,840.00	29.00%	30.24%	\$ 583,886.02	\$ 1,930,840.00	100.00%
BCS-019	CM - Cherry Hill EM School	1/23/2015	8/21/2015 PO	HESS Construction + Engineering	\$ 107,661.10	29.00%	29.25%	\$ 31,490.87	\$ 31,490.87	29.25%
019-A1-A2	Cherry Hill EM School GMP Amendment Total		5/24/2017	HESS Construction + Engineering	\$ 42,085,788.00	30.00%	33.55%	\$ 14,119,781.87	\$ 14,119,781.87	33.55%
BCS-030	Commissioning Agent - Cherry Hill	8/31/2015	4/15/2016 PO	Advanced Building Performance (ABP)**	\$ 101,945.25	10.00%	10.00%	\$ 10,194.53	\$ 101,945.25	100.00%
BCS-050	Swing Space Reno. - Cherry Hill	5/26/2016	6/24/2016	Tito Contractors, Inc. **	\$ 757,361.00	0.00%	0.00%	\$ -	\$ 757,361.00	100.00%
BCS-048	Moving & Relocation Svcs. - Cherry Hill	4/11/2016	6/8/2016	District Moving Companies, Inc.	\$ 89,197.50	0.00%	0.00%	\$ -	\$ -	0.00%
BCS-060	Cherry Hill EM School- T & I	10/28/2016	2/14/2017	ECS Mid-Atlantic, LLC	\$ 126,845.00	10.00%	10.00%	\$ 12,684.50	\$ 12,684.50	10.00%
	Bill of Materials - FFE - Cherry Hill	6/10/2016	5/2/2018	School Specialty, Inc.	\$ 1,235,971.36	10.00%	15.00%	\$ 185,395.70	\$ 185,395.70	
<b>FOREST PARK</b>										
BCS-022	A/E -Forest Park HS	3/2/2015	8/7/2015 PO	Smolen Emr Ilkovitch (SEI) Architects	\$ 2,638,274.00	29.00%	29.01%	\$ 765,363.29	\$ 765,363.29	29.01%
BCS-023	CM -Forest Park HS	1/23/2015	7/15/2015	HESS Construction + Engineering	\$ 112,991.80	29.00%	29.11%	\$ 32,891.91	\$ 32,891.91	29.11%
023-A1	Forest Park HS GMP Amendment		1/11/2017	HESS Construction + Engineering	\$ 56,193,983.00	30.00%	33.79%	\$ 18,987,946.86	\$ 18,987,946.86	33.79%
BCS-031	Commissioning Agent - Forest Park	8/31/2015	3/24/2016	Advanced Building Performance (ABP)**	\$ 100,288.65	10.00%	10.00%	\$ 10,028.87	\$ 100,288.65	100.00%
BCS-052	Swing Space Reno. - Forest Park	5/26/2016	6/24/2016	Tito Contractors, Inc.**	\$ 724,120.00	0.00%	0.00%	\$ -	\$ 724,120.00	100.00%
BCS-047	Moving & Relocation Svcs. - Forest Park	4/13/2016	6/8/2016	Walters Relocations, Inc.**	\$ 114,306.15	0.00%	0.00%	\$ -	\$ 114,306.15	100.00%
BCS-061	Forest Park HS- T & I	10/28/2016	2/14/2017	Hillis-Carnes Engineering Associates, Inc.	\$ 86,526.00	10.00%	10.00%	\$ 8,652.60	\$ 8,652.60	10.00%
	Bill of Materials - FFE - Forest Park	6/10/2016	2/7/2018	Douron, Inc.	\$ 1,102,150.82	10.00%	10.00%	\$ 110,215.08	\$ 110,215.08	
<b>FREDERICK</b>										
BCS-004	A/E - Frederick Elementary	7/1/2014	9/17/2014	USA Architects Planners + Interior Designers (USA)	\$ 1,527,000.00	29.00%	31.00%	\$ 473,370.00	\$ 473,370.00	31.00%
BCS-008	CM Services - Preconstruction - Frederick	9/11/2014	1/5/2015	Gilbane Building Company	\$ 118,323.00	29.00%	29.00%	\$ 34,313.67	\$ 34,313.67	29.00%
004-A1-A2	Frederick GMP Amendment Total		4/6/2016	Gilbane Building Company	\$ 25,135,322.00	32.00%	31.87%	\$ 8,010,627.12	\$ 8,010,627.12	31.87%
BCS-007	Commissioning Agent - Frederick	10/14/2014	12/10/2014	Reynolds Consulting Engineers	\$ 68,383.00	10.00%	10.00%	\$ 6,838.30	\$ 6,838.30	10.00%
BCS-032	Frederick - T & I	12/24/2015	2/11/2016	Froehling & Robertson, Inc.	\$ 95,030.40	10.00%	12.00%	\$ 11,403.65	\$ 11,403.65	12.00%
BCS-062	Frederick - Design, Furnish, and Install AV, Network, & Telecom	1/5/2017	3/21/2017	Plexus Installations, Inc. dba Plexus Group (SBR)**	\$ 1,965,356.87	15.00%	15.00%	\$ 294,803.53	\$ 1,965,356.87	100.00%
BCS-065	Moving & Relocation Svcs. - Frederick	3/3/2017	4/11/2017	District Moving Companies, Inc.	\$ 26,411.00	0.00%	0.00%	\$ -	\$ -	0.00%
	Bill of Materials - FFE - Frederick	6/10/2016	3/8/2017	School Specialty, Inc.	\$ 857,558.87	10.00%	15.00%	\$ 128,633.83	\$ 128,633.83	15.00%
<b>FT WORTHINGTON</b>										
BCS-003	A/E - Fort Worthington Elementary	6/30/2014	9/17/2014	Grimm + Parker Architects (G+P)	\$ 1,941,357.00	29.00%	52.14%	\$ 1,012,223.54	\$ 1,012,223.54	52.14%
BCS-006	CM Services - Ft. Worthington	9/11/2014	1/5/2015	Gilbane Building Company	\$ 120,831.00	29.00%	29.00%	\$ 35,040.99	\$ 35,040.99	29.00%
006-A1-A2	Fort Worthington GMP Total		3/26/2016	Gilbane Building Company	\$ 33,080,646.00	32.00%	31.95%	\$ 10,569,266.40	\$ 10,569,266.40	31.95%
BCS-005	Commissioning Agent - Ft. Worthington	10/14/2014	12/10/2014	Reynolds Consulting Engineers	\$ 82,517.00	10.00%	10.00%	\$ 8,251.70	\$ 8,251.70	10.00%
BCS-033	Fort Worthington - T & I	12/24/2015	2/11/2016	Froehling & Robertson, Inc.	\$ 96,452.40	10.00%	12.00%	\$ 11,574.29	\$ 11,574.29	12.00%
BCS-063	Ft. Worth - Design, Furnish, and Install AV, Network, & Telecom	1/5/2017	3/21/2017	Plexus Installations, Inc. dba Plexus Group (SBR)**	\$ 2,197,130.26	15.00%	15.00%	\$ 329,569.54	\$ 2,197,130.26	100.00%
BCS-066	Moving & Relocation Svcs. - Ft. Worthington	3/3/2017	4/11/2017	District Moving Companies, Inc.	\$ 37,400.00	0.00%	0.00%	\$ -	\$ -	0.00%
	Bill of Materials - FFE - Ft. Worthington	6/10/2016	3/8/2017	Douron, Inc.	\$ 986,857.92	10.00%	10.00%	\$ 98,685.79	\$ 98,685.79	10.00%

Project Number & Contract Number	Project Name	Advertisement Date	Award Date	Vendor	Original Contract Amount	MBE Contract Goal	MBE Contract Commitment	MBE Contract Participation	MBE Total Participation (spend)	MBE Total Commitment (spend)
DOROTHY I HEIGHT ( <i>formerly</i> JOHN E HOWARD)										
BCS-012	A/E - John E. Howard Elementary	10/20/2014	1/30/2015	Cho Benn Holback & Associates***	\$ 1,519,446.00	29.00%	62.38%	\$ 947,830.41	\$ 1,519,446.00	100.00%
BCS-011	CM - Preconstruction Services - John E. Howard Elementary	10/20/2014	2/18/2015	J.Vinton Schafer & Sons, Inc. (JVS)	\$ 141,501.00	29.00%	29.00%	\$ 41,035.29	\$ 41,035.29	29.00%
011-A1	John E. Howard GMP Amendment		7/27/2016	J.Vinton Schafer & Sons, Inc. (JVS)	\$ 28,359,808.00	30.00%	33.65%	\$ 9,543,075.39	\$ 9,543,075.39	33.65%
IT/AV Amendment			11/7/2017		\$ 1,943,509.00					
BCS-016	Commissioning Agent - John E. Howard	4/22/2015	8/12/2015	RMF Engineering	\$ 105,091.00	10.00%	11.00%	\$ 11,560.01	\$ 11,560.01	11.00%
BCS-041	Swing Space Reno. - John E. Howard	3/21/2016	4/22/2016	J.A.K. Construction	\$ 138,500.00	0.00%	0.00%	\$ -	\$ -	0.00%
BCS-045	Moving & Relocation Svcs. (Pre-Con) - John E. Howard	4/18/2016	5/5/2016	The Kane Company/Officer Movers, Inc	\$ 67,613.10	0.00%	0.00%	\$ -	\$ -	0.00%
BCS-056	John Eager Howard - T & I	5/20/2016	7/14/2016	Hillis-Carnes Engineering Associates, Inc.	\$ 89,181.60	10.00%	10.00%	\$ 8,918.16	\$ 8,918.16	10.00%
BCS-067	Moving & Relocation Svcs. (Post Con) - John E. Howard	4/3/2017	5/3/2017	Hoffberger Moving Companies**	\$ 45,804.55	0.00%	0.00%	\$ -	\$ 45,804.55	100.00%
BCS-JEH-SBR	Building Renovation Services - John E. Howard	9/25/2019	11/18/2019	Tito Contractors, Inc. **	\$ 17,176.00	0.00%	0.00%	\$ -	\$ 17,176.00	100.00%
	Bill of Materials - FFE - John E. Howard	6/10/2016	7/18/2017	Douron, Inc.	\$ 827,967.65	10.00%	10.00%	\$ 82,796.77	\$ 82,796.77	10.00%
WILDWOOD ( <i>formerly</i> LYNDHURST)										
BCS-009	A/E - Lyndhurst Elementary	10/20/2014	1/30/2015	STV, Inc.	\$ 1,432,800.00	29.00%	33.00%	\$ 472,824.00	\$ 472,824.00	33.00%
BCS-010	CM - Lyndhurst Elementary	10/20/2014	2/18/2015	Turner Construction Company	\$ 108,015.00	29.00%	29.00%	\$ 31,324.35	\$ 31,324.35	29.00%
010-A1	Lyndhurst GMP Amendment		5/16/2016	Turner Construction Company/JLN	\$ 35,204,180.00	30.00%	30.00%	\$ 10,561,254.00	\$ 10,561,254.00	30.00%
IT/AV Amendment					\$ 2,424,780.00					
BCS-015	Commissioning Agent - Lyndhurst Elementary	4/22/2015	8/12/2015	Setty & Associates Intl.**	\$ 99,615.00	10.00%	18.17%	\$ 18,100.05	\$ 99,615.00	100.00%
BCS-042	Swing Space Reno. - Lyndhurst	3/10/2016	4/22/2016	Tito Contractors, Inc.**	\$ 92,222.00	0.00%	0.00%	\$ -	\$ 92,222.00	100.00%
BCS-044	Moving & Relocation Svcs. (Pre Con) - Lyndhurst	4/13/2016	5/5/2016	The Kane Company/Officer Movers, Inc	\$ 50,274.00	0.00%	0.00%	\$ -	\$ -	0.00%
BCS-054	Lyndhurst - T & I	5/19/2016	7/14/2016	Hillis-Carnes Engineering Associates, Inc.	\$ 96,114.00	10.00%	10.00%	\$ 9,611.40	\$ 9,611.40	10.00%
BCS-068	Moving & Relocation Svcs. (Post Con) - Lyndhurst	4/4/2017	5/3/2017	Hoffberger Moving Companies**	\$ 54,783.85	0.00%	0.00%	\$ -	\$ 54,783.85	100.00%
BCS-077	Water Leakage Investigation at Lyndhurst	N/A	8/9/2018	Wiss, Janney, Elstner Associates, Inc.	\$ 7,500.00	0.00%	0.00%	\$ -	\$ -	0.00%
BCS-LYN-SBR	Building Renovation Services - Lyndurst	9/25/2019	11/18/2019	Tito Contractors, Inc. **	\$ 17,576.00	0.00%	0.00%	\$ -	\$ 17,576.00	100.00%
	Bill of Materials - FFE - Lyndhurst	6/10/2016	7/18/2017	School Specialty, Inc.	\$ 1,085,640.60	10.00%	15.00%	\$ 162,846.09	\$ 162,846.09	15.00%
PATTERSON/CLAREMONT										
BCS-036	A/E - Patterson/Claremont	2/18/2016	7/27/2016	Stantec Architecture	\$ 2,799,892.00	29.00%	52.00%	\$ 1,455,943.84	\$ 1,455,943.84	52.00%
BCS-037		2/23/2016	7/27/2016	Skanska USA Building	\$ 125,061.83	29.00%	29.00%	\$ 36,267.93	\$ 36,267.93	29.00%
037-A1	Patterson/Claremont GMP	N/A	6/19/2019	Skanska USA Building	\$ 88,473,818.00	30.00%	33.00%	\$ 29,196,359.94	\$ 29,196,359.94	33.00%
BCS-039	Commissioning Agent - Patterson/Claremont	3/1/2017	4/6/2017	Advanced Building Performance (ABP)**	\$ 129,074.40	10.00%	10.00%	\$ 12,907.44	\$ 129,074.40	100.00%
BCS-038	Patterson - T&I	3/19/2019	5/7/2019	ECS Mid-Atlantic, LLC	\$ 489,280.00	10.00%	10.00%	\$ 48,928.00	\$ 48,928.00	10.00%
	Bill of Materials - FFE - Patterson	6/10/2016	3/2/2021	School Specialty, Inc.	\$ 2,003,486.48	10.00%	15.00%	\$ 300,522.97	\$ 300,522.97	15.00%
PIMLICO										
BCS-028	A/E - Pimlico	4/1/2015	8/21/2015	Design Collective	\$ 1,820,000.00	29.00%	29.60%	\$ 538,720.00	\$ 538,720.00	29.60%
BCS-027	CM - Pimlico	4/1/2015	9/9/2015	Dustin Construction	\$ 117,253.50	29.00%	29.43%	\$ 34,507.71	\$ 34,507.71	29.43%
027-A1-A2	Pimlico GMP Total	N/A	3/10/2017	Dustin Construction	\$ 37,836,910.24	30.00%	33.39%	\$ 12,633,744.33	\$ 12,633,744.33	33.39%
BCS-034	Commissioning Agent - Pimlico	1/12/2016	3/24/2016	Brinjac Engineering, Inc.	\$ 100,164.75	10.00%	10.00%	\$ 10,016.48	\$ 10,016.48	10.00%
BCS-051	Swing Space Reno. - Pimlico	5/24/2016	6/24/2016	Tito Contractors, Inc. **	\$ 688,767.40	0.00%	0.00%	\$ -	\$ 688,767.40	100.00%
BCS-046	Moving & Relocation Svcs. - Pimlico	4/18/2016	6/8/2016	The Kane Company/Officer Movers, Inc	\$ 108,425.10	0.00%	0.00%	\$ -	\$ -	0.00%
BCS-059	Pimlico - Testing and Inspection	10/7/2016	11/9/2016	Hillis-Carnes Engineering Associates, Inc.	\$ 180,370.60	10.00%	10.00%	\$ 18,037.06	\$ 18,037.06	10.00%
	Bill of Materials - FFE - Pimlico	6/10/2016	12/6/2017	Douron, Inc.	\$ 985,729.23	10.00%	10.00%	\$ 98,572.92	\$ 98,572.92	10.00%
ROBERT POOLE										
BCS-013	A/E Robert Poole Building	12/23/2014	3/19/2015	JRS Architects, Inc.**	\$ 2,466,870.00	29.00%	29.52%	\$ 728,220.02	\$ 2,466,870.00	100.00%
BCS-014	CM - Robert Poole Building	12/23/2014	3/19/2015	CAM Construction Company	\$ 105,266.00	29.00%	30.00%	\$ 31,579.80	\$ 31,579.80	30.00%
014-A1	Robert Poole GMP Amendment #1	N/A	7/27/2016	CAM Construction Company	\$ 38,507,745.00	30.00%	30.61%	\$ 11,787,220.74	\$ 11,787,220.74	30.61%
BCS-017	Commissioning Agent - Robert E. Poole	6/23/2015	9/3/2015	RMF Engineering	\$ 97,565.00	10.00%	17.00%	\$ 16,586.05	\$ 16,586.05	17.00%
BCS-040	Swing Space Reno. - Robert Poole	3/4/2016	4/22/2016	J.A.K. Construction	\$ 353,500.00	0.00%	0.00%	\$ -	\$ -	0.00%
BCS-043	Moving & Relocation Svcs. - Robert Poole	4/4/2016	5/5/2016	District Moving Companies, Inc.	\$ 78,477.00	0.00%	0.00%	\$ -	\$ -	0.00%
BCS-055	Robert Poole - T & I	5/27/2016	7/14/2016	Specialized Engineering	\$ 127,548.00	10.00%	10.00%	\$ 12,754.80	\$ 12,754.80	10.00%
	Bill of Materials - FFE - Robert Poole	6/10/2016	2/7/2018	School Specialty, Inc.	\$ 1,096,011.64	10.00%	15.00%	\$ 164,401.75	\$ 164,401.75	15.00%
TOTAL (YEAR 1)					\$ 528,496,110.16		30.89%	\$ 163,240,178.46	\$ 173,327,321.44	32.80%

YEAR 2 SCHOOLS										
21st CENTURY SCHOOL BUILDINGS PROGRAM										
BCS-02-100	Code Consultant - Year 2	7/10/2017	11/7/2017	Institute for Building Technology & Safety	\$ 1,528,504.00	10.00%	10.00%	\$ 152,850.40	\$ 152,850.40	10.00%
BCS-02-110-ESP	Instructional Technology & Telecommunication Design Consultant	8/30/2017	11/7/2017	Educational Systems Planning	\$ 1,500,000.00	0.00%	0.00%	\$ -	\$ -	0.00%
BCS-02-110-JMT				Johnson, Mirmiran & Thompson (JMT)						
BCS-02-110-MGAC				Mark G. Anderson Consultants (MGAC)						
BCS-02-115-DMCI	Moving & Relocation Services	1/23/2018	3/7/2018	District Moving Companies, Inc. (DMCI)	\$ 1,400,000.00	0.00%	0.00%	\$ 1,253,987.26	\$ 1,253,987.26	89.57%
BCS-02-115-HMS				Hoffberger Moving Services, LLC (HMS) **						
BCS-02-115-WRI				Walters Relocations, Inc. (WRI)**						

Project Number & Contract Number	Project Name	Advertisement Date	Award Date	Vendor	Original Contract Amount	MBE Contract Goal	MBE Contract Commitment	MBE Contract Participation	MBE Total Participation (spend)	MBE Total Commitment (spend)
BCS-02-120-GCI	Water Testing Services	3/19/2018	7/12/2018	Global Consulting, Inc. (GCI)	\$ 1,200,000.00	0.00%	0.00%	\$ 72,701.20	\$ 72,701.20	6.06%
BCS-02-120-SALUT				Soil and Land Use Technology, Inc. (SALUT) **						
BCS-02-120-IEI				Inspection Experts, Inc. (IEI)						
BCS-02-120-BATTA				BATTA Environmental Associates, Inc. (BATTA) **						
BCS-02-120-PSI				Professional Service Industries, Inc. (PSI)						
FEASIBILITY STUDIES										
BCS-201	FS - Medfield Heights Elementary School	5/1/2015	7/15/2015	Mimar McKissack**	\$ 40,477.00	29.00%	40.47%	\$ 16,381.04	\$ 40,477.00	100.00%
BCS-202	FS - Cross Country	5/1/2015	7/15/2015	Design Collective (DCI)	\$ 47,500.00	29.00%	35.80%	\$ 17,005.00	\$ 17,005.00	35.80%
BCS-203	FS - John Ruhrah	5/1/2015	7/15/2015	Design Collective (DCI)	\$ 45,500.00	29.00%	35.70%	\$ 16,243.50	\$ 16,243.50	35.70%
BCS-204	FS - Calvin M. Rodwell	5/1/2015	7/15/2015	Design Collective (DCI)	\$ 46,500.00	29.00%	36.15%	\$ 16,809.75	\$ 16,809.75	36.15%
BCS-205	FS - Govans	7/2/2015	11/3/2015	Crabtree, Rorbaugh & Associates Architects	\$ 61,291.00	29.00%	36.79%	\$ 22,548.96	\$ 22,548.96	36.79%
BCS-206	FS - Bay Brook	7/2/2015	11/3/2015	JRS Architects**	\$ 57,000.00	29.00%	31.50%	\$ 17,955.00	\$ 57,000.00	100.00%
BCS-207	FS - Calverton	7/2/2015	11/3/2015	JRS Architects**	\$ 57,000.00	29.00%	31.50%	\$ 17,955.00	\$ 57,000.00	100.00%
BCS-208	FS - Walter P. Carter	7/2/2015	11/3/2015	Penza Bailey/Newman JV	\$ 53,349.46	29.00%	51.40%	\$ 27,421.62	\$ 27,421.62	51.40%
BCS-209	FS-Harford Heights Elementary School	1/8/2016	4/5/2016	Grimm + Parker Architects	\$ 62,648.30	29.00%	39.94%	\$ 25,021.73	\$ 25,021.73	39.94%
BCS-210	FS -Montebello	1/8/2016	4/5/2016	Thomas, Marks Architects**	\$ 58,830.53	29.00%	49.20%	\$ 28,944.62	\$ 58,830.53	100.00%
BCS-211	FS - Mary Rodman	1/8/2016	4/5/2016	Stantec Architecture	\$ 54,793.60	29.00%	52.00%	\$ 28,492.67	\$ 28,492.67	52.00%
BCS-214	FS - James Mosher	2/6/2017	7/12/2017	Colimore Architects, Inc.	\$ 66,555.00	29.00%	44.00%	\$ 29,284.20	\$ 29,284.20	44.00%
BCS-212	FS - Northwood	2/6/2017	5/3/2017	RRMM Architects, PC	\$ 70,881.80	29.00%	36.00%	\$ 25,517.45	\$ 25,517.45	36.00%
BCS-213	FS - Robert W. Coleman	2/6/2017	8/27/2017	RRMM Architects, PC	\$ 62,242.60	29.00%	32.00%	\$ 19,917.63	\$ 19,917.63	32.00%
BCS-215	FS - Highlandtown Elementary/Middle	9/11/2017	11/7/2017	GWWO, Inc./Architects	\$ 62,358.00	29.00%	34.60%	\$ 21,575.87	\$ 21,575.87	34.60%
BCS-216	FS - Commodore John Rodgers Elementary/Middle	9/11/2017	11/7/2017	GWWO, Inc./Architects	\$ 62,358.00	29.00%	34.60%	\$ 21,575.87	\$ 21,575.87	34.60%
BCS-217	FS - Frederick Douglass Building	1/20/2020	4/7/2020	Design Collective, Inc.	\$ 94,198.00	29.00%	29.20%	\$ 27,505.82	\$ 27,505.82	29.20%
BCS-218	FS - Baltimore City College	3/13/2020	5/5/2020	JRS Architects, Inc.**	\$ 83,574.24	29.00%	29.00%	\$ 24,236.53	\$ 83,574.24	100.00%
BCS-219	FS - Baltimore Polytechnic & Western High	9/8/2020	12/1/2020	Cannon Design	\$ 145,605.00	29.00%	29.00%	\$ 42,225.45	\$ 145,605.00	100.00%
BAY-BROOK ELEMENTARY/MIDDLE										
BCS-02-004-AE	AE -Bay-Brook E/M	6/4/2017	8/16/2017	Crabtree, Rohrbaugh & Associates	\$ 2,129,417.00	31.00%	31.10%	\$ 662,248.69	\$ 662,248.69	31.10%
BCS-02-004-CM	CM - Pre-Construction - Bay-Brook E/M	6/4/2017	8/16/2017	CAM Construction Company	\$ 90,522.00	29.00%	30.00%	\$ 27,156.60	\$ 27,156.60	30.00%
BCS-02-004-GMP	GMP - Bay-Brook E/M	N/A	9/27/2018	CAM Construction Company	\$ 39,009,088.00	30.00%	41.00%	\$ 15,993,726.08	\$ 15,993,726.08	41.00%
BCS-02-004-CX	CX -Bay-Brook E/M	11/8/2017	2/12/2017	Setty & Associates Intl.**	\$ 89,697.50	10.00%	10.00%	\$ 8,969.75	\$ 89,697.50	100.00%
BCS-02-004-SS	SSR - Bay-Brook E/M	4/25/2018	6/6/2018	Tito Contractors, Inc.**	\$ 175,324.00	0.00%	0.00%	\$ -	\$ 175,324.00	100.00%
BCS-02-004-TI	T&I - Bay-Brook E/M	7/5/2018	9/5/2018	ECS Mid-Atlantic, LLC	\$ 122,450.00	10.00%	10.00%	\$ 12,245.00	\$ 12,245.00	10.00%
	Bill of Materials - FFE - Bay-Brook E/M	6/10/2016	5/7/2019	Douron, Inc.	\$ 1,000,323.05	10.00%	10.00%	\$ 100,032.31	\$ 100,032.31	10.00%
CALVIN M. RODWELL ELEMENTARY/MIDDLE										
BCS-02-003-AE	AE - Calvin M. Rodwell E/M	5/25/2017	8/16/2017	Design Collective, Inc. + Samaha Assoc., PC JV	\$ 1,679,673.88	31.00%	31.20%	\$ 524,058.25	\$ 524,058.25	31.20%
BCS-02-003-CM	CM - Pre-Construction - Calvin M. Rodwell E/M	5/24/2017	8/16/2017	Skanska USA Building, Inc.	\$ 75,525.75	29.00%	29.00%	\$ 21,902.47	\$ 21,902.47	29.00%
BCS-02-003-GMP	GMP - Calvin M. Rodwell E/M	N/A	10/3/2018	Skanska USA Building, Inc.	\$ 36,767,365.00	30.00%	52.00%	\$ 19,119,029.80	\$ 19,119,029.80	52.00%
BCS-02-003-CX	CX - Calvin M. Rodwell E/M	11/8/2017	2/12/2017	Setty & Associates Intl.**	\$ 89,697.50	10.00%	10.00%	\$ 8,969.75	\$ 89,697.50	100.00%
BCS-02-003-SS	SSR - Calvin M. Rodwell E/M	4/27/2018	6/6/2018	Centennial Contractors Enterprises, Inc.	\$ 126,783.00	0.00%	0.00%	\$ -	\$ -	0.00%
BCS-02-003-TI	T&I - Calvin M. Rodwell E/M	7/10/2018	9/5/2018	DIW Group, Inc. t/a Specialized Engineering	\$ 118,860.00	10.00%	10.00%	\$ 11,886.00	\$ 11,886.00	10.00%
	Bill of Materials - FFE - Calvin M. Rodwell E/M	6/10/2016	5/7/2019	Douron, Inc.	\$ 965,455.13	10.00%	10.00%	\$ 96,545.51	\$ 96,545.51	10.00%
CALVERTON ELEMENTARY/MIDDLE										
BCS-02-005-AE	AE - Calverton E/M	5/17/2018	9/27/2018	JRS Architects, Inc.**	\$ 2,026,501.61	31.00%	51.42%	\$ 1,042,027.13	\$ 2,026,501.61	100.00%
BCS-02-005-CM	CM - Pre-Construction - Calverton E/M	5/17/2018	9/27/2018	The Whiting-Turner Contracting Company	\$ 190,627.03	29.00%	29.00%	\$ 55,281.84	\$ 55,281.84	29.00%
BCS-02-005-GMP1	GMP 1 - Calverton E/M	N/A	10/31/2019	The Whiting-Turner Contracting Company	\$ 6,189,280.09	30.00%	29.66%	\$ 1,835,740.47	\$ 1,835,740.47	29.66%
BCS-02-005-GMP2	GMP 2 - Calverton E/M	N/A	4/1/2020	The Whiting-Turner Contracting Company	\$ 32,279,199.00	30.00%	33.00%	\$ 10,652,135.67	\$ 10,652,135.67	33.00%
BCS-02-005-GMP3	GMP 3 - Calverton E/M	N/A	7/22/2020	The Whiting-Turner Contracting Company	\$ 11,256,202.00	30.00%	34.00%	\$ 3,827,108.68	\$ 3,827,108.68	34.00%
BCS-02-005-CX	CX - Calverton E/M	11/5/2018	1/8/2019	Kibart, Inc.	\$ 96,425.00	10.00%	35.00%	\$ 33,748.75	\$ 33,748.75	35.00%
BCS-02-005-TI	T&I - Calverton E/M	12/23/2019	3/3/2020	ATC Group Services, LLC	\$ 118,561.00	10.00%	10.00%	\$ 11,856.10	\$ 11,856.10	10.00%
	Bill of Materials - FFE - Calverton E/M	6/10/2016	3/2/2021	Douron, Inc.	\$ 1,092,648.24	10.00%	10.00%	\$ 109,264.82	\$ 109,264.82	10.00%
CROSS COUNTRY ELEMENTARY/MIDDLE										
BCS-02-007-AE	AE - Cross Country E/M	6/26/2018	12/20/2018	ATI, Inc.**	\$ 1,095,676.40	31.00%	59.13%	\$ 647,873.46	\$ 1,095,676.40	100.00%
BCS-02-007-CM	CM - Pre-Construction - Cross Country E/M	8/13/2018	12/20/2018	Turner Construction Company	\$ 147,728.00	29.00%	29.80%	\$ 44,022.94	\$ 44,022.94	29.80%
BCS-02-007-CX	CX - Cross Country E/M	11/30/2018	2/5/2019	Wright Commissioning, LLC	\$ 90,850.00	10.00%	10.00%	\$ 9,085.00	\$ 9,085.00	10.00%
BCS-02-007-SS	SS - Cross Country E/M	4/26/2019	6/18/2019	Tito Contractors, Inc.**	\$ 141,231.25	0.00%	0.00%	\$ -	\$ 141,231.25	100.00%
FAIRMOUNT HARFORD BUILDING										
BCS-02-002-DB	Design Build - Fairmount Harford Bldg.	5/23/2017	8/16/2017	MCN Build/Southway Builders, LLC	\$ 192,743.00	20.00%	37.00%	\$ 71,314.91	\$ 71,314.91	37.00%
BCS-02-002-GMP	Fairmount Harford GMP	N/A	4/26/2018	MCN Build/Southway Builders, LLC	\$ 49,216,622.00	32.00%	32.00%	\$ 15,749,319.04	\$ 15,749,319.04	32.00%
BCS-02-002-CX	CX - Fairmount Harford Bldg.	1/10/2018	3/7/2018	Brinjac Engineering	\$ 97,229.00	10.00%	23.00%	\$ 22,362.67	\$ 22,362.67	23.00%
BCS-02-002-TI	T&I - Fairmount Harford Bldg.	3/7/2018	5/2/2018	ECS Mid-Atlantic, LLC	\$ 74,503.20	10.00%	10.00%	\$ 7,450.32	\$ 7,450.32	10.00%
	Bill of Materials - FFE - Fairmount Harford Bldg	6/10/2016	5/7/2019	School Specialty, Inc.	\$ 1,187,038.86	10.00%	15.00%	\$ 178,055.83	\$ 178,055.83	15.00%
GOVANS ES										
BCS-02-008-AE	AE - Govans ES	12/15/2017	3/21/2018	USA Architects, Planners + Interior Designers PA	\$ 1,657,139.17	31.00%	36.30%	\$ 601,541.52	\$ 601,541.52	36.30%
BCS-02-008-CM	CM - Preconstruction - Govans ES	12/15/2017	3/21/2018	Keller Construction Management	\$ 152,150.00	29.00%	29.00%	\$ 44,123.50	\$ 44,123.50	29.00%
BCS-02-008-GMP1	GMP 1 - Govans ES	N/A	4/22/2020	Dustin Construction, Inc.	\$ 24,101,768.26	30.00%	27.46%	\$ 6,618,345.56	\$ 6,618,345.56	27.46%



Project Number & Contract Number	Project Name	Advertisement Date	Award Date	Vendor	Original Contract Amount	MBE Contract Goal	MBE Contract Commitment	MBE Contract Participation	MBE Total Participation (spend)	MBE Total Commitment (spend)
BCS-02-008-CX	CX - Govans ES	8/10/2018	10/3/2018	Wright Commissioning, LLC	\$ 94,980.00	10.00%	10.00%	\$ 9,498.00	\$ 9,498.00	10.00%
BCS-02-008-TI	T&I - Govans ES	10/1/2019	2/4/2020	ATC Group Services, LLC	\$ 131,105.00	10.00%	10.00%	\$ 13,110.50	\$ 13,110.50	10.00%
BCS-02-008-SS	SS - Govans ES	5/2/2019	6/18/2019	Tito Contractors, Inc.**	\$ 238,960.00	0.00%	0.00%	\$ -	\$ 238,960.00	100.00%
	Bill of Materials - FFE - Govans ES	6/10/2016	3/2/2021	Douron, Inc.	\$ 780,009.65	10.00%	10.00%	\$ 78,000.97	\$ 78,000.97	10.00%
HARFORD HEIGHTS/SHARP-LEADENHALL ELEMENTARY										
BCS-02-009-AE	AE - Harford Heights ES	3/1/2018	8/1/2018	Crabtree, Rohrbaugh & Associates	\$ 1,978,686.64	31.00%	32.50%	\$ 643,073.16	\$ 643,073.16	32.50%
BCS-02-009-CM	CM - Preconstruction - Harford Heights ES	3/1/2018	8/1/2018	MCN Build/Southway Builders, LLC	\$ 169,976.00	29.00%	29.00%	\$ 49,293.04	\$ 49,293.04	29.00%
BCS-02-009-GMP	GMP - Harford Heights ES	N/A	4/1/2020	MCN Build/Southway Builders, LLC	\$ 44,636,933.00	30.00%	30.00%	\$ 13,391,079.90	\$ 13,391,079.90	30.00%
BCS-02-009-CX	CX - Harford Heights ES	9/19/2018	11/8/2018	Wright Commissioning, LLC	\$ 98,515.00	10.00%	10.00%	\$ 9,851.50	\$ 9,851.50	10.00%
BCS-02-009-TI	TI - Harford Heights ES	7/25/2019	10/8/2019	ECS Mid-Atlantic, LLC	\$ 107,304.00	10.00%	10.00%	\$ 10,730.40	\$ 10,730.40	10.00%
	Bill of Materials - FFE - Harford Heights ES	6/10/2016	3/2/2021	School Specialty, Inc.	\$ 1,224,355.87	10.00%	15.00%	\$ 183,653.38	\$ 183,653.38	15.00%
HIGHLANDTOWN ELEMENTARY/MIDDLE SCHOOL										
BCS-02-010-AE	AE - Highlandtown EMS	1/31/2020	4/22/2020	JRS Architects, Inc.**	\$ 1,000,391.55	31.00%	37.50%	\$ 375,146.83	\$ 1,000,391.55	100.00%
BCS-02-010-CM	CM - Preconstruction - Highlandtown EMS	1/31/2020	4/22/2020	CAM Construction Company	\$ 154,312.00	29.00%	29.00%	\$ 44,750.48	\$ 44,750.48	29.00%
BCS-02-010-GMP	GMP - Highlandtown EMS	1/31/2020	8/11/2021	CAM Construction Company	\$ 22,354,170.00	30.00%	34.35%	\$ 7,678,657.40	\$ 7,678,657.40	34.35%
BCS-02-010-CX	CX - Highlandtown EMS	7/27/2020	10/7/2020	Brinjac Engineering, Inc.	\$ 52,620.00	10.00%	10.00%	\$ 5,262.00	\$ 5,262.00	10.00%
BCS-02-010-TI	TI - Highlandtown EMS	3/2/2021	5/4/2021	Hillis-Carnes Engineering Associates, Inc.	\$ 81,784.00	10.00%	10.00%	\$ 8,178.40	\$ 8,178.40	10.00%
JAMES MOSHER ELEMENTARY SCHOOL										
BCS-02-011-AE	AE - James Mosher ES	9/7/2018	1/24/2019	Waldon Studio/Hughes Group Architects JV**	\$ 979,035.28	31.00%	45.51%	\$ 445,558.96	\$ 979,035.28	100.00%
BCS-02-011-CM	CM - Preconstruction - James Mosher ES	9/7/2018	1/24/2019	Dustin Construction, Inc.	\$ 169,007.00	29.00%	29.00%	\$ 49,012.03	\$ 49,012.03	29.00%
BCS-02-011-GMP	GMP - James Mosher ES	N/A	4/1/2020	Dustin Construction, Inc.	\$ 26,139,160.31	30.00%	24.35%	\$ 6,364,885.54	\$ 6,364,885.54	24.35%
BCS-02-011-CX	CX - James Mosher ES	1/18/2019	4/4/2019	Setty & Associates Intl.**	\$ 90,948.00	10.00%	10.00%	\$ 9,094.80	\$ 90,948.00	100.00%
BCS-02-011-TI	TI - James Mosher ES	3/5/2020	5/5/2020	Hillis-Carnes Engineering Associates, Inc.	\$ 50,989.00	10.00%	10.00%	\$ 5,098.90	\$ 5,098.90	10.00%
BCS-02-011-SS	SS - James Mosher ES	4/10/2019	6/18/2019	Tito Contractors, Inc.**	\$ 168,611.00	0.00%	0.00%	\$ -	\$ 168,611.00	100.00%
	Bill of Materials - FFE - James Mosher ES	6/10/2016	3/2/2021	Douron, Inc.	\$ 616,311.53	10.00%	10.00%	\$ 61,631.15	\$ 61,631.15	10.00%
JOHN RUHRAH ELEMENTARY/MIDDLE										
BCS-02-001 AE	AE - John Ruhrah E/M	2/8/2017	6/7/2017	Grimm & Parker Architects	\$ 1,641,718.62	31.00%	52.14%	\$ 855,992.09	\$ 855,992.09	52.14%
BCS-02-001 CM	CM - Pre-Construction - John Ruhrah E/M	2/10/2017	7/5/2017	MCN Build/Southway Builders, LLC	\$ 56,619.20	29.00%	29.00%	\$ 16,419.57	\$ 16,419.57	29.00%
BCS-02-001-GMP	GMP - John Ruhrah E/M	N/A	9/27/2018	MCN Build/Southway Builders, LLC	\$ 42,759,429.00	30.00%	30.95%	\$ 13,234,043.28	\$ 13,234,043.28	30.95%
BCS-02-001-CX	CX - John Ruhrah E/M	11/8/2017	1/2/2018	Kibart, Inc.	\$ 96,188.40	10.00%	28.00%	\$ 26,932.75	\$ 26,932.75	28.00%
BCS-02-001-SS	SSR - John Ruhrah E/M	4/30/2018	6/6/2018	Tito Contractors, Inc.**	\$ 263,967.00	0.00%	0.00%	\$ -	\$ 263,967.00	100.00%
BC-02-001-TI	TI - John Ruhrah E/M	8/15/2018	10/3/2018	Hillis-Carnes Engineering Associates, Inc.	\$ 124,750.00	10.00%	10.00%	\$ 12,475.00	\$ 12,475.00	10.00%
BCS02-001-PC	Portable Classroom Lease - John Ruhrah E/M	1/4/2018	9/5/2018	Modular Genius, Inc.	\$ 1,307,998.00	12.00%	12.00%	\$ 156,959.76	\$ 156,959.76	12.00%
	Bill of Materials - FFE - John Ruhrah E/M	6/10/2016	5/7/2019	School Specialty, Inc.	\$ 1,424,034.25	10.00%	15.00%	\$ 213,605.14	\$ 213,605.14	15.00%
MARY E. RODMAN ELEMENTARY/MIDDLE										
BCS-02-012-AE	AE - Mary E. Rodman	10/11/2017	1/24/2018	Smolen Emr Ilkovitch (SEI) Architects	\$ 1,317,364.34	31.00%	31.01%	\$ 408,514.68	\$ 408,514.68	31.01%
BCS-02-012-CM	CM - Preconstruction - Mary E. Rodman	10/11/2017	1/24/2018	MCN Build/Southway Builders, LLC	\$ 49,728.00	29.00%	29.00%	\$ 14,421.12	\$ 14,421.12	29.00%
BCS-02-012-GMP	GMP - Mary E. Rodman	N/A	7/9/2019	MCN Build/Southway Builders, LLC	\$ 25,533,719.00	30.00%	30.10%	\$ 7,685,649.42	\$ 7,685,649.42	30.10%
BCS-02-012-CX	CX - Mary E. Rodman	5/16/2018	7/12/2018	Kibart, Inc.	\$ 95,751.00	10.00%	28.00%	\$ 26,810.28	\$ 26,810.28	28.00%
BCS-02-012-TI	TI - Mary E. Rodman	5/30/2019	7/9/2019	ATC Group Services, LLC	\$ 82,492.00	10.00%	10.00%	\$ 8,249.20	\$ 8,249.20	10.00%
	Bill of Materials - FFE - Mary E. Rodman ES	6/10/2016	5/7/2019	Douron, Inc.	\$ 698,271.12	10.00%	10.00%	\$ 69,827.11	\$ 69,827.11	10.00%
MEDFIELD ELEMENTARY/SCHOOL										
BCS-02-013-AE	AE - Medfield ES	12/22/2017	3/21/2018	Design Collective/Samaha JV	\$ 1,592,053.76	31.00%	39.70%	\$ 632,045.34	\$ 632,045.34	39.70%
BCS-02-013-CM	CM - Preconstruction - Medfield ES	12/22/2017	3/21/2018	Turner Construction Company	\$ 141,310.00	29.00%	29.40%	\$ 41,545.14	\$ 41,545.14	29.40%
BCS-02-013-GMP	GMP - Medfield ES	N/A	7/8/2019	Turner Construction Company	\$ 32,320,710.00	30.00%	30.18%	\$ 9,754,390.28	\$ 9,754,390.28	30.18%
BCS-02-013-CX	CX - Medfield ES	7/18/2018	9/5/2018	Kibart, Inc.	\$ 95,751.00	10.00%	33.00%	\$ 31,597.83	\$ 31,597.83	33.00%
BCS-02-013-TI	TI - Medfield ES	4/12/2019	6/18/2019	ATC Group Services, LLC	\$ 93,884.00	10.00%	10.00%	\$ 9,388.40	\$ 9,388.40	10.00%
BCS-02-013-SS	SS - Medfield ES	5/2/2019	6/18/2019	Tito Contractors, Inc.**	\$ 193,773.00	0.00%	0.00%	\$ -	\$ 193,773.00	100.00%
	Bill of Materials - FFE - Medfield Heights ES	6/10/2016	5/7/2019	Douron, Inc.	\$ 765,608.61	10.00%	10.00%	\$ 76,560.86	\$ 76,560.86	10.00%
MONTEBELLO ELEMENTARY/MIDDLE SCHOOL										
BCS-02-014-AE	AE - Montebello EMS	8/22/2019	11/21/2019	Crabtree, Rohrbaugh & Associates	\$ 1,351,508.53	31.00%	42.00%	\$ 567,633.58	\$ 567,633.58	42.00%
BCS-02-014-CM	CM - Preconstruction - Montebello EMS	5/7/2020	8/12/2020	CAM Construction Company	\$ 113,944.00	29.00%	29.00%	\$ 33,043.76	\$ 33,043.76	29.00%
BCS-02-014-GMP	GMP - Montebello EMS	N/A	4/21/2021	CAM Construction Company	\$ 32,092,251.00	30.00%		\$ -	\$ -	0.00%
BCS-02-014-CX	CX - Montebello EMS	2/28/2020	5/5/2020	Kibart, Inc.	\$ 79,652.00	10.00%	10.00%	\$ 7,965.20	\$ 7,965.20	10.00%
BCS-02-014-SS	SS - Montebello EMS	5/5/2020	7/7/2020	Tito Contractors, Inc.**	\$ 267,885.00	0.00%	0.00%	\$ -	\$ 267,885.00	100.00%
BCS-02-014-TI	TI - Montebello EMS	2/8/2021	4/6/2021	DIW Group, Inc. t/a Specialized Engineering	\$ 88,770.00	10.00%	10.00%	\$ 8,877.00	\$ 88,770.00	100.00%
NORTHWOOD ELEMENTARY SCHOOL										
BCS-02-015-AE	AE - Northwood ES	1/2/2019	4/4/2019	Smolen Emr Ilkovitch (SEI) Architects	\$ 2,097,733.00	31.00%	42.02%	\$ 881,467.41	\$ 881,467.41	42.02%
BCS-02-015-CM	CM - Preconstruction - Northwood ES	1/2/2019	4/4/2019	James G. Davis Construction Corpotation	\$ 179,216.00	29.00%	29.00%	\$ 51,972.64	\$ 51,972.64	29.00%
BCS-02-015-GMP1	GMP 1 - Northwood ES	N/A	7/22/2020	James G. Davis Construction Corpotation	\$ 27,840,394.00	30.00%	30.00%	\$ 8,352,118.20	\$ 8,352,118.20	30.00%
BCS-02-015-GMP2	GMP 2 - Northwood ES	N/A	12/16/2020	James G. Davis Construction Corpotation	\$ 17,854,228.00	30.00%	30.00%	\$ 5,356,268.40	\$ 5,356,268.40	30.00%
BCS-02-015-CX	CX - Northwood ES	4/30/2019	7/9/2019	Kibart, Inc.	\$ 89,895.00	10.00%	28.00%	\$ 25,170.60	\$ 25,170.60	28.00%
BCS-02-015-TI	TI - Northwood ES	5/1/2020	7/7/2020	ECS Mid-Atlantic, LLC	\$ 95,177.00	10.00%	10.00%	\$ 9,517.70	\$ 9,517.70	10.00%
	Bill of Materials - FFE - Northwood ES	6/10/2016	8/24/2021	Douron, Inc.	\$ 875,046.40	10.00%	10.00%	\$ 87,504.64	\$ 87,504.64	10.00%
ROBERT W. COLEMAN ELEMENTARY SCHOOL										

Project Number & Contract Number	Project Name	Advertisement Date	Award Date	Vendor	Original Contract Amount	MBE Contract Goal	MBE Contract Commitment	MBE Contract Participation	MBE Total Participation (spend)	MBE Total Commitment (spend)
BCS-02-016-AE	AE - Robert W. Coleman ES	10/1/2018	1/24/2019	RRMM Architects, PC dba RRMM Lukmkire Architects	\$ 886,399.00	31.00%	57.00%	\$ 505,247.43	\$ 505,247.43	57.00%
BCS-02-016-CM	CM - Preconstruction - Robert W. Coleman ES	4/5/2019	7/8/2019	MCN Build/Southway Builders, LLC	\$ 113,561.00	29.00%	29.00%	\$ 32,932.69	\$ 32,932.69	29.00%
BCS-02-016-GMP1	GMP 1 - Robert W. Coleman ES	N/A	4/1/2020	MCN Build/Southway Builders, LLC	\$ 1,693,616.00	30.00%	38.13%	\$ 645,775.78	\$ 645,775.78	38.13%
BCS-02-016-GMP2	GMP 2 - Robert W. Coleman ES	N/A	7/22/2020	MCN Build/Southway Builders, LLC	\$ 17,917,118.00	30.00%	30.00%	\$ 5,375,135.40	\$ 5,375,135.40	30.00%
BCS-02-016-CX	CX - Robert W. Coleman ES	3/13/2019	5/7/2019	Decon Engineering, Inc. dba DEI Consulting	\$ 84,940.21	10.00%	10.00%	\$ 8,494.02	\$ 8,494.02	10.00%
BCS-02-016-TI	TI - Robert W. Coleman ES	3/31/2020	6/2/2020	Hillis-Carnes Engineering Associates, Inc.	\$ 46,734.00	10.00%	10.00%	\$ 4,673.40	\$ 4,673.40	10.00%
BCS-02-016-SS	SS - Robert W. Coleman ES	4/26/2019	6/18/2019	Centennial Contractors Enterprises, Inc.	\$ 264,236.62	0.00%	0.00%	\$ -	\$ -	0.00%
	Bill of Materials - FFE - Robert W. Coleman ES	6/10/2016	3/2/2021	School Specialty, Inc.	\$ 507,711.01	10.00%	15.00%	\$ 76,156.65	\$ 76,156.65	15.00%
WALTER P. CARTER/LOIS T. MURRAY ELEMENTARY/MIDDLE										
BCS-02-017-AE	AE - Walter P. Carter E/M	10/20/2017	1/24/2018	Penza Bailey/Newman JV	\$ 2,499,998.92	31.00%	48.42%	\$ 1,210,449.48	\$ 1,210,449.48	48.42%
BCS-02-017-CM	CM - Preconstruction - Walter P. Carter E/M	10/20/2017	1/24/2018	Whiting Turner Contracting Co.	\$ 258,574.31	29.00%	29.00%	\$ 74,986.55	\$ 74,986.55	29.00%
BCS-02-017-GMP	GMP - Walter P. Carter E/M	N/A	4/3/2019	Whiting Turner Contracting Co.	\$ 54,923,438.00	30.00%	31.24%	\$ 17,158,082.03	\$ 17,158,082.03	31.24%
BCS-02-017-CX	CX - Walter P. Carter E/M	5/16/2018	8/8/2018	Advanced Building Performance, Inc.**	\$ 96,488.00	10.00%	10.00%	\$ 9,648.80	\$ 9,648.80	100.00%
BCS-02-017-TI	TI - Walter P. Carter E/M	10/16/2018	12/6/2018	ECS Mid-Atlantic, LLC	\$ 202,316.50	10.00%	10.00%	\$ 20,231.65	\$ 20,231.65	10.00%
BCS-02-017-SS	SS - Walter P. Carter E/M	5/1/2019	6/18/2019	Tito Contractors, Inc.**	\$ 218,741.00	0.00%	0.00%	\$ -	\$ 218,741.00	100.00%
	Bill of Materials - FFE - Walter P. Carter E/M	6/10/2016	5/7/2019	School Specialty, Inc.	\$ 1,187,790.39	10.00%	15.00%	\$ 178,168.56	\$ 178,168.56	15.00%
	Bill of Materials - FFE - Lois T. Murray E/M	6/10/2016	3/2/2021	School Specialty, Inc.	\$ 338,356.01	10.00%	15.00%	\$ 50,753.40	\$ 50,753.40	15.00%
TOTAL (YEAR 2)					\$ 596,944,475.48		30.74%	\$ 183,516,854.53	\$ 188,481,175.28	31.57%
TOTAL (YR 1 & YR 2)					\$ 1,125,440,585.64		30.81%	\$ 346,757,032.99	\$ 361,808,496.72	32.15%

\*\* MBE Prime  
\*\*\* MDOT MBE Certified at Time of Award

City Schools Procurement/Contract
MSA Procurement/City Schools Contracts

## Approved Change Orders by Project by Vendors - (Previous Quarter)

Project	Company Name	Originating Contract Title	Title	Current State	Change Amount	Approved Date
21st Century Program Costs	BATTA Environmental Associates, Inc.	Coleman_Water Testing_Batta Environmental	Coleman_BATTA_Retesting 1	Approved	\$840.46	08/04/21
	BATTA Environmental Associates, Inc. - Total				\$840.46	
	City Schools Partners	City School Partners Program Management Contract	CSP_Change Order #4_Contract Extension	Approved	\$7,771,502.30	06/10/21
	City Schools Partners - Total				\$7,771,502.30	
	Global Consulting Inc.	Calverton_Water Testing_Global Consulting	Calverton_Global Consulting_Retesting 1	Approved	\$800.40	07/28/21
	Global Consulting Inc. - Total				\$800.40	
	Hoffberger Moving Services LLC	James Mosher_Hoffberger Moving_Move In	Hoffberger Moving_Change Order #1_James Mosher_August 2021	Approved	\$4,130.30	08/23/21
	Hoffberger Moving Services LLC - Total				\$4,130.30	
	Inspections Experts, Inc. (IEI)	Mosher_Water Testing_Inspection Experts	Mosher_Inspection Experts_Retesting 1	Approved	\$3,471.50	08/10/21
	Inspections Experts, Inc. (IEI) - Total				\$3,471.50	
	Intertek-PSI	Patterson_Water Testing_Intertek PSI	Patterson_Intertek PSI_Additional Fixture Teting	Approved	\$3,732.00	06/24/21
		Rodman_Water Testing_Intertek PSI	Rodman_Intertek PSI_Retesting Visit Costs	Approved	\$9,630.76	06/18/21
	Intertek-PSI - Total				\$13,362.76	
	MGAC, Inc.	Cross Country_MGAC_AV-IT Design Review	MGAC-Task Order 5A-Change Order 1	Approved	\$6,000.00	06/14/21
		Cross Country_MGAC_AV-IT Secondary Package	MGAC-Task Order 5B-Change Order 1	Approved	\$5,175.00	06/14/21
	MGAC, Inc. - Total				\$11,175.00	
	School Specialty, Inc.	Fairmont Harford_School Specialty Inc_Furniture Procurement	School Specialty_Fairmont Harford_CO#2_June 2021	Approved	\$28,036.15	06/16/21
		Lois T. Murray_School Specialty Furniture Procurement	School Specialty_FF&E_Lois T. Murray_Change Order 1_August 2021	Approved	\$53,080.77	08/18/21
	School Specialty, Inc. - Total				\$81,116.92	
	Soil and Land Use Technology, Inc. (SaLUT)	Harford Heights_Water Testing_SaLUT	Harford Heights_SaLUT_Retesting 1	Approved	\$7,375.20	06/09/21
			Harford Heights_SaLUT_Retesting 2	Approved	\$2,531.52	07/19/21
	Soil and Land Use Technology, Inc. (SaLUT) - Total				\$9,906.72	
	Walters Relocations, Inc.	Patterson_Walters Relocation_Move In	Walters Relocation_Change Order 1_Additional Relocation Costs_July 2021	Approved	\$8,212.80	07/28/21
	Walters Relocations, Inc. - Total				\$8,212.80	
Calverton 3-8	ATC Group Services LLC	ATC Group Services	Calverton - ATC Change Order for final bill	Approved	\$2,581.76	08/31/21
	ATC Group Services LLC - Total				\$2,581.76	
Mary E. Rodman	MCN Build/Southway	MCN Southway_Construction	MCN Build/Southway_GMP CO#2 Roof Replacment_COVID Impacts	Approved	\$2,288,355.74	08/04/21

## Approved Change Orders by Project by Vendors - (Previous Quarter)

Project	Company Name	Originating Contract Title	Title	Current State	Change Amount	Approved Date
PK-5		GMP				
	MCN Build/Southway - Total				\$2,288,355.74	
Overall - Total					\$10,195,456.66	

\$2,288,355.74 actual



Workforce Development Snapshot - September 2021								
Completed Schools								
School	Company	Mobilization Date	Committed Local New Hires	Official Local New Hires	Committed Total Hours	Official Total Hours	Committed Baltimore City Resident Hours	Official Baltimore City Resident Hours
Arlington	Dustin Construction	7/5/2018	26	62	172,844.00	218,959.78	27,111.00	32,930.50
Arundel	MCN Build	8/1/2016	38	59	135,849.00	177,147.43	43,100.00	52,634.70
Bay Brook	CAM Construction	7/23/2018	9	23	133,910.00	210,310.70	10,310.00	25,464.18
Calvin M. Rodwell	Skanska USA Building, Inc.	8/13/2018	23	33	158,125.00	226,518.60	51,782.00	38,537.98
Cherry Hill	Hess Construction	2/10/2017	26	76	197,888.00	236,751.55	33,508.00	44,847.94
Dorothy I Height (J.E.H)	J.Vinton Schafer/Cain Construction	8/10/2016	18	68	121,055.00	163,523.58	21,988.00	34,804.03
Fairmount-Harford	MCN Build/Southway Builders	5/3/2018	21	55	145,582.00	274,660.09	25,093.00	77,281.77
Forest Park	Hess Construction	2/6/2017	22	140	275,950.00	419,345.03	28,040.00	68,259.05
Fort Worthington	Gilbane	1/11/2016	24	70	180,000.00	194,101.70	31,668.00	31,980.81
Frederick	Gilbane	2/1/2016	28	52	92,281.00	132,570.02	20,428.00	35,206.71
John Ruhrah	MCN Build/Southway Builders	9/14/2018	33	64	148,442.00	260,305.86	35,180.00	55,328.09
Mary E. Rodman	MCN Build/Southway Builders	7/22/2019	19	38	103,963.00	149,469.60	24,878.00	28,326.97
Medfield Heights	Turner Construction	7/11/2019	30	40	137,642.00	169,060.39	23,084.00	23,699.58
Pimlico	Dustin Construction	10/13/2016	29	85	151,805.00	227,530.38	30,756.00	36,341.08
Robert Poole	CAM Construction	8/22/2016	25	95	188,305.00	281,920.73	28,167.00	57,574.41
Walter P. Carter	Whiting-Turner Construction	2/14/2019	22	91	181,310.00	270,345.53	31,996.00	52,303.18
Wildwood (Lyndhurst)	Turner Construction	7/11/2016	47	66	168,048.00	240,870.02	22,685.00	40,050.63
Totals:			440	1117	2,692,999.00	3,853,390.99	489,774.00	735,571.61

\*Updated September 3, 2021

Key
Committed = GMP
Official - Final Numbers

# MOED School Construction Report Summary

Report Period: 07/01/21 - 07/31/21

## 07/01/21 - 07/31/21 Recruitment Summary

# of Job Postings Received	0						
# of Positions Posted	0						
# of Resumes Received by Partners	2	CFUF-0; Civic Wks-0; JARC-0 ; Jpstart-0 ; Liv. Class-2 ; Sec. Chance-0; City Life-0; BCCC-0; HEBCAC/YO - 0					
Referrals	4	(2) Cam Construction; (1) M&B Contract Specialties Acquisition Inc (1) Clanny Servics					

## 07/01/21 - 07/30/21 New Hire Summary - Current Schools

School	# of New Hires	New Hires	Referral Source
Arlington ES	0		
Calverton Elementary School	1	Onyango, A. - Clanny Services	moed
Claremont School Middle	1	Williams, D. - M&B CONTRACT SPECIALTIES	moed
Govans Elementary School	0		
Patterson Park High	1	Gilbert, O. - HATZEL & BUEHLER, INC	moed
James Mosher Elem	0		
John Ruhrah	0		
Baybrook Elem/Middle	0		
Calvin Rodwell	0		
Harford Heights School	0		
Lois T. Murray ES/MS	0		
Walter P. Carter	0		
Fairmount Harford	0		
Medfield Heights Ele.Sch	0		
Northwood Elementary School	0		
Robert Coleman Elementary School	0		
Total	3		

Resume Source	04/20/15 - 06/30/22 Recruitment Summary	PTD
Schooljobs email	4	652
Bmore email	28	126
Walk Ins	0	572
MWE	11	137
Total	43	1487

## Project to Date (PTD) Recruitment Summary 04/20/15 -06/30/22

School	# of Job Postings Received	# of Positions	New Positions Posted July	New Postings in August	New Positions Posted in Spetmber	# of New Hires	Average Wage of New Hires	* Pending Hires
Arlington E.S.	9	26	0	0	0	6	\$ 24.66	0
Arundel E.S.†	9	18	0	0	0	11	\$ 20.85	0
Claremont School	0	0	0	0	0	1	\$ 18.00	0
Calverton Elementary School	1	2	0	0	0	6	\$ 22.80	
Cherry Hill E.S.†	6	8	0	0	0	2	\$ 20.34	0
Fairmount Harford	7	14	0	0	0	7	\$ 24.66	0
Forest Park H.S.†	3	5	0	0	0	4	\$ 19.60	0
Ft Worthington E.S.†	9	23	0	0	0	23	\$ 23.04	0
Frederick E.S.†	6	12	0	0	0	13	\$ 18.05	0
Govans Elementary School	0	0	0	0	0	1	\$ 43.90	
Harford Heights School	3	5	0	0	0	0		
James Mosher Elem	1	2	0	0	0	1	\$ 36.01	
John Ruhrah	4	10	0	0	0	3	\$ 23.66	0
John E. Howard †	9	21	0	0	0	5	\$ 26.10	0
Lyndhurst†	5	13	0	0	0	1	\$ 27.89	0
Northwood Elementary School	2	6	0	0	0	5	\$ 24.37	
Pimlico ES/MS †	6	17	0	0	0	5	\$ 19.02	0
Robert Coleman Elementary School	0	0	0	0	0	0		
Robert Poole †	9	12	0	0	0	0		0
Baybrook Elem/Middle	0	0	0	0	0	0		0
Calvin Rodwell	6	6	0	0	0	0		0
Lois T. Murray ES/MS	0	0	0	0	0	0		0
Patterson Middle/High Sch.	9	11	0	0	0	6	\$ 35.50	
Mary E. Rodman Ele.Sch.	1	3	0	0	0	0		
Medfield Heights Ele.Sch.	1	28	0	0	0	10	\$ 29.40	0
Walter P. Carter	4	21	0	0	0	5	\$ 29.30	0
Total	110	263	0	0	0	115	\$ 25.64	0



**Maryland Stadium Authority**  
**Baltimore City Public Schools Construction and Revitalization**  
**Financial Reporting**  
**June 30, 2021**

## **Financial Statement**

**For the quarter ending June 30, 2021**

**Maryland Stadium Authority  
Baltimore City Public Schools  
Statement of Revenues and Expenses  
12 Periods Ended 6/30/2021  
(Unaudited)**

	<b>CURRENT QUARTER</b>	<b>BUDGET QUARTER</b>	<b>CURRENT YTD</b>	<b>BUDGET YTD</b>	<b>ANNUAL BUDGET</b>
<b>REVENUES:</b>					
Total Revenues	\$20,388,999	\$20,150,000	\$68,239,636	\$60,600,000	\$60,600,000
<b>EXPENSES:</b>					
Subtotal-Salaries, Wages & Fringe Benefits (Object .01)	\$1,002,809	\$1,135,239	\$4,302,895	\$4,216,603	\$4,216,603
Subtotal-Technical and Special Fees (Object .02)	\$0	\$0	\$21,582	\$0	\$0
Subtotal-Communications (Object .03)	\$7,682	\$3,819	\$21,772	\$15,277	\$15,277
Subtotal-Travel (Object .04)	\$983	\$11,183	(\$1,530)	\$20,731	\$20,731
Subtotal-Contractual Services (Object .08)	\$71,341,644	\$93,854,058	\$233,895,600	\$257,744,014	\$257,744,014
Subtotal-Supplies and Materials (Object .09)	\$3,254	\$57,500	\$17,236	\$80,000	\$80,000
Subtotal-Grants and Subsidies (Object .12)	(\$4,317,921)	\$3,000,000	(\$2,503,365)	\$5,000,000	\$5,000,000
Subtotal-Fixed Charges (Object .13)	\$6,956,338	\$45,080,505	\$74,988,328	\$60,319,777	\$60,319,777
Subtotal-Land and Structures (Object .14)	\$0	\$0	\$0	\$0	\$0
Total Expenses	\$74,994,789	\$143,142,304	\$310,742,518	\$327,396,402	\$327,396,402

## **Cash Balance Report**

**As of June 30, 2021**

**Maryland Stadium Authority**  
**Baltimore City Public Schools Program**  
**Revenues and Expenditures not Paid for by Bond Proceeds**  
**12 Periods Ended 6/30/2021**

	Fiscal Year 2014-2018	Fiscal Year 2019	Fiscal Year 2020	Fiscal Year 2021	Totals
Beginning Cash Balance	\$0	\$54,038,294	\$58,942,938	\$53,562,686	\$0
Revenues					
Baltimore City	\$102,377,958	\$26,386,149	\$25,786,783	\$25,248,050	\$179,798,940
Investment Income/Misc (includes bond interest income)	\$9,429,005	\$12,460,052	\$6,829,882	\$2,781,619	\$31,500,558
Lottery	\$60,000,000	\$20,000,000	\$20,000,000	\$20,000,000	\$120,000,000
Baltimore City Public Schools	\$40,000,000	\$20,000,000	\$20,000,000	\$20,000,000	\$100,000,000
Miscellaneous	\$514	\$0	\$389,106	\$209,968	\$599,587
Total Revenues	\$211,807,477	\$78,846,201	\$73,005,771	\$68,239,636	\$431,899,085
Less: (Held for Baltimore City Reserve)	-\$12,500,000	-\$2,500,000	-\$2,500,000	-\$2,500,000	-\$20,000,000
Available Funds	\$199,307,477	\$76,346,201	\$70,505,771	\$65,739,636	\$411,899,085
Expenditures					
Debt Service (net of escrow account)	-\$60,839,982	-\$48,039,667	-\$47,988,667	-\$59,957,070	-\$216,825,386
Operating Expenses	-\$84,429,201	-\$23,401,890	-\$27,897,356	-\$9,156,202	-\$144,884,649
Total Expenditures	-\$145,269,183	-\$71,441,557	-\$75,886,023	-\$69,113,272	-\$361,710,035
Ending Cash Balance	\$54,038,294	\$58,942,938	\$53,562,686	\$50,189,050	\$50,189,050



# **Baltimore City Public Schools Revenues**

**As of June 30, 2021**

**Maryland Stadium Authority  
Baltimore City Public Schools  
Breakdown on Revenues  
12 Periods Ended 6/30/2021**

Baltimore City Beverage Tax	\$10,000,000
FY 2020 True-up Beverage Tax	\$2,903,142
Baltimore City Retirees Health Insurance	\$10,000,000
Transfer from Facilities Fund BRFA	\$0
Baltimore City VTL Facility Rental Fee	\$700,000
Baltimore City Table Game Revenues	\$1,644,908
Baltimore City Public Schools	\$20,000,000
Maryland State Lottery	\$20,000,000
Investment Income State Treasurer	\$334,815
Investment Income Bond Proceeds	\$2,446,804
Energy Rebates	\$209,968
	<u>\$68,239,636</u>

**Series 2016 Bond Proceeds Balance**

**As of June 30, 2021**

**Maryland Stadium Authority  
Baltimore City Public Schools  
Series 2016 Summary  
12 Periods Ended 6/30/2021**

Series 2016 proceeds for construction		\$385,158,803.24
Arlington Elementary/Middle School	\$21,089,577.67	
Arundel Elementary/Middle	\$39,518,514.83	
Cherry Hill Elementary/Middle	\$44,954,604.53	
Forest Park High School	\$61,765,815.65	
Fort Worthington Elementary School	\$34,893,762.58	
Frederick Elementary School	\$26,843,260.02	
John E. Howard Elementary School	\$32,240,342.33	
Lyndhurst Elementary/Middle	\$39,210,210.42	
Patterson High School	\$2,366,751.72	
Pimlico Elementary/Middle School	\$41,188,195.10	
Robert E. Poole	\$44,412,778.50	
Total Expenditures		<u>-\$388,483,813.35</u>
		<u>-\$3,325,010.11</u>
Plus Investment Income		<u>\$3,325,010.11</u>
Remaining proceeds		<u><u>\$0.00</u></u>

**Series 2018A Bond Proceeds Balance**

**As of June 30, 2021**

**Maryland Stadium Authority  
Baltimore City Public Schools  
Series 2018A Summary  
12 Periods Ended 6/30/2021**

Series 2018A proceeds for construction		\$495,693,704.72
Arlington Elementary/Middle School	\$16,870,905.28	
Arundel Elementary/Middle	\$178,215.24	
Bay Brook Elementary/Middle School	\$40,053,867.67	
Calverton Elementary/Middle School	\$30,360,210.98	
Calvin Rodwell Elementary/Middle School	\$37,818,856.76	
Cherry Hill Elementary/Middle	\$1,906,767.43	
Cross Country Elementary/Middle School	\$907,053.01	
Fairmount Harford Building	\$50,874,701.88	
Forest Park High School	\$819,818.44	
Fort Worthington Elementary School	\$7,000.00	
Frederick Elementary School	\$6,481.00	
Govans Elementary School	\$19,020,609.38	
Harford Heights / Sharp Leadenhall Elementary School	\$38,071,028.77	
Highlandtown Elementary\Middle School	\$3,124,358.25	
James Mosher Elementary School	\$23,768,970.84	
John E. Howard Elementary School	\$1,614,753.44	
John Ruhrah Elementary/Middle School	\$45,528,032.78	
Lyndhurst Elementary/Middle	\$1,643,380.32	
Mary E. Rodman Elementary School	\$25,113,670.98	
Medfield Heights Elementary School	\$31,347,608.31	
Montebello Elementary/Middle School	\$8,782,372.16	
Northwood Elementary School	\$8,668,503.54	
Patterson High School	\$60,759,426.66	
Pimlico Elementary/Middle School	\$519,364.55	
Robert Coleman Elementary School	\$5,554,118.48	
Robert E. Poole	\$9,034,234.89	
Walter P. Carter Elementary/Middle School	\$53,575,085.15	
Wildwood Elementary/Middle School	\$180,891.00	
Total Expenditures		<u>-\$516,110,287.19</u>
		<u>-\$20,416,582.47</u>
Plus Investment Income		<u>\$20,416,582.47</u>
Remaining proceeds		<u><u>\$0.00</u></u>

**Series 2020B Bond Proceeds Balance**

**As of June 30, 2021**

**Maryland Stadium Authority**  
**Baltimore City Public Schools**  
**Series 2020B Summary**  
**12 Periods Ended 6/30/2021**

Series 2020B proceeds for construction	\$50,001,591.07
Northwood	<u>\$14,520,650.99</u> <u>\$35,480,940.08</u>
Plus Investment Income	<u>\$15,363.04</u>
Remaining proceeds	<u><u>\$35,496,303.12</u></u>



**School Totals**

**June 30, 2021**

**Baltimore City Public Schools**  
**Series 2016, Series 2018A, Series 2020A & Series 2020B Summary**  
**12 Periods Ended 6/30/2021**

	2016	2018A	2020A	2020B	Total
Arlington Elementary/Middle School	\$21,089,577.67	\$16,870,905.28	\$0.00	\$0.00	\$37,960,482.95
Arundel Elementary/Middle	\$39,518,514.83	\$178,215.24	\$0.00	\$0.00	\$39,696,730.07
Bay Brook Elementary/Middle School	\$0.00	\$40,053,867.67	\$0.00	\$0.00	\$40,053,867.67
Calverton Elementary/Middle School	\$0.00	\$30,360,210.98	\$0.00	\$0.00	\$30,360,210.98
Calvin Rodwell Elementary/Middle School	\$0.00	\$37,818,856.76	\$0.00	\$0.00	\$37,818,856.76
Cherry Hill Elementary/Middle	\$44,954,604.53	\$1,906,767.43	\$0.00	\$0.00	\$46,861,371.96
Cross Country Elementary/Middle School	\$0.00	\$907,053.01	\$0.00	\$0.00	\$907,053.01
Fairmount Harford Building	\$0.00	\$50,874,701.88	\$0.00	\$0.00	\$50,874,701.88
Forest Park High School	\$61,765,815.65	\$819,818.44	\$0.00	\$0.00	\$62,585,634.09
Fort Worthington Elementary School	\$34,893,762.58	\$7,000.00	\$0.00	\$0.00	\$34,900,762.58
Frederick Elementary School	\$26,843,260.02	\$6,481.00	\$0.00	\$0.00	\$26,849,741.02
Govans Elementary School	\$0.00	\$19,020,609.38	\$0.00	\$0.00	\$19,020,609.38
Harford Heights / Sharp Leadenhall Elementary School	\$0.00	\$38,071,028.77	\$0.00	\$0.00	\$38,071,028.77
Highlandtown Elementary/Middle School	\$0.00	\$3,124,358.25	\$0.00	\$0.00	\$3,124,358.25
James Mosher Elementary School	\$0.00	\$23,768,970.84	\$0.00	\$0.00	\$23,768,970.84
John E. Howard Elementary School	\$32,240,342.33	\$1,614,753.44	\$0.00	\$0.00	\$33,855,095.77
John Ruhrah Elementary/Middle School	\$0.00	\$45,528,032.78	\$0.00	\$0.00	\$45,528,032.78
Lyndhurst Elementary/Middle	\$39,210,210.42	\$1,643,380.32	\$0.00	\$0.00	\$40,853,590.74
Mary E. Rodman Elementary School	\$0.00	\$25,113,670.98	\$0.00	\$0.00	\$25,113,670.98
Medfield Heights Elementary School	\$0.00	\$31,347,608.31	\$0.00	\$0.00	\$31,347,608.31
Montebello Elementary/Middle School	\$0.00	\$8,782,372.16	\$0.00	\$0.00	\$8,782,372.16
Northwood Elementary School	\$0.00	\$8,668,503.54	\$0.00	\$14,520,650.99	\$23,189,154.53
Patterson High School	\$2,366,751.72	\$60,759,426.66	\$0.00	\$0.00	\$63,126,178.38
Pimlico Elementary/Middle School	\$41,188,195.10	\$519,364.55	\$0.00	\$0.00	\$41,707,559.65
Robert Coleman Elementary School	\$0.00	\$5,554,118.48	\$0.00	\$0.00	\$5,554,118.48
Robert E. Poole	\$44,412,778.50	\$9,034,234.89	\$0.00	\$0.00	\$53,447,013.39
Walter P. Carter Elementary/Middle School	\$0.00	\$53,575,085.15	\$0.00	\$0.00	\$53,575,085.15
Wildwood Elementary/Middle School	\$0.00	\$180,891.00	\$0.00	\$0.00	\$180,891.00
	<b>\$388,483,813.35</b>	<b>\$516,110,287.19</b>	<b>\$0.00</b>	<b>\$14,520,650.99</b>	<b>\$918,933,860.53</b>

Baltimore City Schools Construction Program  
MOU Executive Committee Meeting  
September 8, 2021  
Maryland Stadium Authority Update

**Current Status:**

- **School Openings/Events**

- Harford Heights/Sharp Leadenhall opening/ribbon cutting June 17, 2021
- Katherine Johnson Global Leadership Academy (Calverton), Billie Holiday (James Mosher), and Robert Coleman opening/ribbon cutting August 24, 2021
- Patterson Building and Govans opening/ribbon cutting August 26, 2021

- **Year 1 Schools**

- All the eleven Year 1 buildings, currently housing twelve schools, are open and occupied.
- The new Patterson/Claremont Building opened for Patterson students on August 30, 2021. The CM is mobilizing for the demolition of the existing Patterson building and completion of the site work the week of September 6<sup>th</sup>. The Claremont students will relocate to the Patterson Building in summer 2022, becoming the thirteenth school to occupy a Year 1 building.

- **Year 2 Schools**

- Twelve of the seventeen Year 2 buildings, housing fourteen schools, are open and occupied.
- Govans complete and opened for students on August 30, 2021.
- Harford Heights/Sharp Leadenhall complete and opened for students on August 30, 2021.
- Calverton (Katherine Johnson Global Leadership Academy) opened for students on August 30, 2021.
- James Mosher (Billie Holiday) opened for students on August 30, 2021.
- Robert Coleman opened for students on August 30, 2021.
- Cross Country – The 100% Design Development submission was submitted on August 2, 2021, and comments were received on August 16, 2021 which have been sent to the A/E for their review. The project is currently in the Construction Documents phase and the overall design is anticipated to be complete in December 2021. Construction is expected to commence with demolition of the existing building in fall 2021 with completion of the new building and site work in summer 2023.
- Northwood construction continues. Exterior masonry is complete. Window installation began in late August. Interior wall framing is complete, and drywall is 99% hung with only the cafetorium remaining. The first floor and 30% of the second floor have received the first coat of final paint. Ceramic tile is 60% installed. Ceiling grid is installed on the first floor and beginning on the second floor. Casework, VCT, and gym equipment will be on site in early September. Rooftop units are set and VRF cassettes are installed in all spaces. Elevator installation will begin in early September. Site work and utility work is ongoing. Scheduled for fall 2021 completion and a January 2022 opening.
- Montebello – Montebello construction continues. Interior demolition is complete. Site work is progressing. First floor metal stud installation is essentially complete and MEP rough ins are in process as well as truss reinforcement in the gymnasium. Scheduled for a summer 2022 opening.

Baltimore City Schools Construction Program  
MOU Executive Committee Meeting  
September 8, 2021  
Maryland Stadium Authority Update

- Highlandtown 237 - The GMP was approved by the MSA Board on August 3, 2021, and by BPW on August 11, 2021. The CM is mobilizing for construction. Scheduled for an early winter 2022 opening.
- Commodore John Rodgers – Finalizing feasibility study in September. See City Schools report for details.

**Current Procurements:**

- None

**Upcoming Procurements**

- RFP – Commodore John Rodgers A/E Design
- RFP – Commodore John Rodgers CM Preconstruction
- RFP – Commodore John Rodgers Building Commissioning Services
- RFP – Cross Country Testing and Inspection



**Baltimore City Public Schools Construction Program  
MOU Executive Committee Meeting | September 8, 2021**

**21<sup>st</sup> CENTURY SCHOOL BUILDINGS PROGRAM UPDATE**

*Dorothy Hellman, Executive Director*

**CONTENTS**

- Introduction
- School Building Plan Amendments
- Feasibility Studies
- Utilization Rates/Surplus
- Staffing Updates
- Finance Update
- Design & Construction
- Furniture, Fixtures & Equipment (FF&E) Asset Management
- Technology
- Current Swing Occupancy
- Workforce Development/Background Checks
- Comprehensive Maintenance Plan Highlights
- 21<sup>st</sup> Century Student Internship Program
- Community Engagement
- Communications

**INTRODUCTION**

Twenty-three of the twenty-eight school buildings approved under the 21<sup>st</sup> Century Buildings Program are complete. The 21<sup>st</sup> Century office working alongside the MSA accepted the largest one-year delivery in the history of the program. Six buildings (eight school programs) were opened between June and August. The program is now substantially complete, with all remaining schools being in Plan Year 2. Of the five schools remaining, three are under construction, one is progressing from design development towards pre-construction, and the final building, Commodore John Rogers EM, recently completed the feasibility study.

**SCHOOL BUILDING PLAN AMENDMENTS**

No new updates.

**FEASIBILITY STUDIES**

All Plan Year 1 and Year 2 feasibility studies are complete. Plan Year 2's final study of Commodore John Rogers EM is pending review and approval by City Schools' leadership, and the Board of School Commissioners.

The High School feasibility studies for the three campuses earmarked for construction funding under the Built to Learn Act is substantially complete. The 21<sup>st</sup> Century office requested and received “conditional approval” on August 24, 2021 from the Board of Commissioners for the schools, with the intent to re-submit a year later for final approval. This time period allows for the following to be accomplished:

- Development of a new option of Poly/Western, which includes the buildout of a new state-of-the-art, co-located campus on the existing sports field. If proven to be less expensive, while meeting the offsite vehicular and pedestrian concerns, this option will require additional vetting by the stakeholder groups.
- Ratifying an individual MOU agreement between City Schools and the MSA.
- Obtaining IAC consensus on the enrollment and gross area baseline for all schools; the approval of funding; and queueing of projects to begin design once bond funding becomes available.
- Facilitating revisions as necessary to create more efficient (smart) designs and cost reductions.
- Monitoring the commodities market for recovery to mitigate premium costs in the architect estimates.

## **UTILIZATION RATES/ SURPLUS**

No new updates.

## **STAFFING UPDATES**

The 21<sup>st</sup> Century Office is now fully staffed. Three vacant positions were filled in July and August, while the final is pending acceptance of offer.

- Director, Engineering & Construction - Filled July 6, 2021
- Associate Engagement Assistant - Filled July 31, 2021
- Senior Project Manager, Engineering & Operations/HVAC - Filled August 16, 2021
- Operational Support Specialist II – Pending offer acceptance, September 2021

This past summer, 21<sup>st</sup> Century in partnership with MOED – YouthWorks employed six City Schools student interns to assist with project delivery. However, only five completed the internship. The 10<sup>th</sup> to 12<sup>th</sup> grade students were from Augusta Fells Savage Institute of Visual Arts; Edmondson-Westside High; Western School of Environmental Science and Technology; Poly; and City Neighbors High.



The interns assisted with barcoding furniture and equipment, swing space relocations, completing administrative tasks; canvassing neighborhoods with the engagement team, making calls to families to provide updates for student transportation, and creating student gift bags for new school openings.

As part of their internship, the students were taught interviewing readiness and resume writing skills. The 21<sup>st</sup> Century office gave new backpacks filled with school supplies to each intern as a parting gift. They also received an honorable mention at the combined grand opening for Billie Holiday ES, Katherine Johnson Global Academy, and Robert W. Coleman ES and a Photo-Op with City Schools CEO, Dr. Santelises, and Baltimore City Mayor, Brandon Scott.



## FINANCE UPDATE

The proposed Fiscal Year 2022 Operating Budget for the Program is projected to be \$5,934,677.00, of which \$2,216,359.00 is supplemental funding for student transportation, salary, benefits, and training for full-time and partially reimbursed employees. Since the number of schools requiring swing transportation has been reduced from eight to three schools, the monthly cost of ~\$110,500 for the 17 buses serving the eight schools in swing locations prior has been reduced. The initial budget was approved by the Board of Commissioners on May 13, 2021, and it is pending review and approval by the MSA.

## DESIGN & CONSTRUCTION

The focus of the Design and Construction team this past quarter was on building readiness. The teams held multiple onsite logistics, readiness coordination, and installation meetings to streamline the occupancy process, while managing concurrent FFE deliveries, and installs.

### Schools opened in Summer 2021




Harford Heights & Sharp-Leadenhall



Billie Holiday (Mosher)



Katherine Johnson (Calverton)



Robert W. Coleman



Govans



Patterson & Claremont

As part of the turnover process from the MSA to City Schools, the 21<sup>st</sup> Century office coordinated principal orientations at each new school being opened. The walkthrough, which includes the ILED, custodian and others simulated a day-in-the-life of a student/staff accessing and navigating the building, beginning at the entrance to the school, then throughout the administrative, educational, and support spaces. Demonstrations of new technology, building features and their operations, were followed by question and answer sessions.

### **FURNITURE, FIXTURES & EQUIPMENT ASSET MANAGEMENT**

Over 26,000 FF&E items were ordered to outfit the six buildings (eight schools). Although items were ordered well in advance of school openings, COVID-19 related supply chain delays impacted the timely delivery of items into the schools.

- Govans and Katherine Johnson, furnished by vendor Douron, experienced minor supply chain issues resulting in ~ 95 percent of all ordered furniture being installed prior to schools opening.
- Billie Holiday, Harford Heights, Sharp-Leadenhall, Robert Coleman, Lois T. Murray, and Patterson, furnished by vendor School Specialty, experienced significant supply chain delays resulting in ~80 percent of items being installed prior to schools opening.

The vendors experienced a lack of raw materials used to manufacture products, and lack of man-power at ports-of-call to off-load shipping containers. Items most impacted were student/teacher/staff desks and chairs, cafeteria tables and chairs, and science/technology/art tables. To mitigate the impact to instructional learning, temporary tables and chairs were procured until the permanent furniture can be installed, which is expected to be October 2021. The team also generated FF&E layouts for Northwood and Montebello. The appropriation request was submitted to the MSA for Northwood, and approval for procurement was provided in August 2021.

### **TECHNOLOGY**

The Technology team began delivery and installation in July 2021. The team expanded with temporary staffing to cover the work at eight schools in preparation for teachers returning on August 23<sup>rd</sup> and students on August 30<sup>th</sup>.

- Teacher laptop deployment events were held for ~400 devices in August.
- 90 percent of end-user technology devices for all schools were delivered and installed in August.



The Technology team conducted checks on all A/V, Teaching Walls, Interactive TV Panels, Intercoms, Digital Signage, Telephones Systems, Bell System, Security Systems and more. Video Studio training sessions were, and continue to be, scheduled with select staff. Some virtual professional development sessions were held prior to school opening for staff. The Technology team will be conducting meetings, and performing site visits to troubleshoot issues and provide onsite computer support as schools receive new technology.



## 21<sup>ST</sup> CENTURY ACADEMICS

City Schools developed an academic planning process to support its schools with inspiring educational environments. The table below shows the academic focus areas for the new schools that opened 2021- 22.

### School Academic Focus Area

Govans Elementary ( <i>Conversion charter</i> )	Direct Instruction, Core Knowledge, & Restorative Practices
Billie Holiday Elementary ( <i>James Mosher</i> )	Arts Integration
Katherine Johnson Global Academy ( <i>Calverton</i> )	STEAM (Science, Technology, Engineering, Arts, & Math)
Patterson High	Blended Learning
Harford Heights Elementary ( <i>100% project</i> )	Blended Learning
Robert W. Coleman Elementary	Project Based Learning
Northwood Elementary	Arts Integration

During the summer, professional development opportunities were provided for instructional staff at each of the traditional schools. These included: Ed Tech Institute; Stem Gear Training; 3D Printer, and Teaching Wall Training. The classes ranged from 2 members from each school to 200+ teachers, paraprofessionals, and school administrators. The schools also participated in professional learning aligned to their academic focus area, and this learning will continue into the school year.


## CURRENT SWING OCCUPANCY

As of September 2021, there are three (3) schools in swing space locations as noted below:

Permanent School	Permanent Address	Swing School	Current Address (in Swing)	Temporary Move Date	Permanent Move Date
Highlandtown #237	231 S Eaton St, Baltimore, MD 21224	SE Building	6829 Fait Ave Baltimore, MD 21224	June 22 - 26, 2020	December 2022
Montebello	2040 E 32nd St, Baltimore, MD 21218	PDC Building	2500 E Northern Pkwy Baltimore, MD 21214	August 3 - 7, 2020	August 2022
Cross Country	6100 Cross Country Blvd. Baltimore, MD 21215	Northwestern Building	6900 Park Heights Ave Baltimore, MD 21215	July 26, 2019	Summer 2023

## Logistics

The team relocated eleven schools this summer, including Alexander Hamilton and Guilford, whose buildings are being closed. Those schools will merge into Katherine Johnson, Billie Holiday, and Walter P. Carter. As the most hands-on team, Logistics encountered challenges due to the COVID-19 pandemic. The team adjusted by creating smaller work crews and relocating items multiple times within the new building. They worked around furniture delays, which resulted in longer time frames to complete relocations, however they were able to handle all the relocations safely and efficiently.



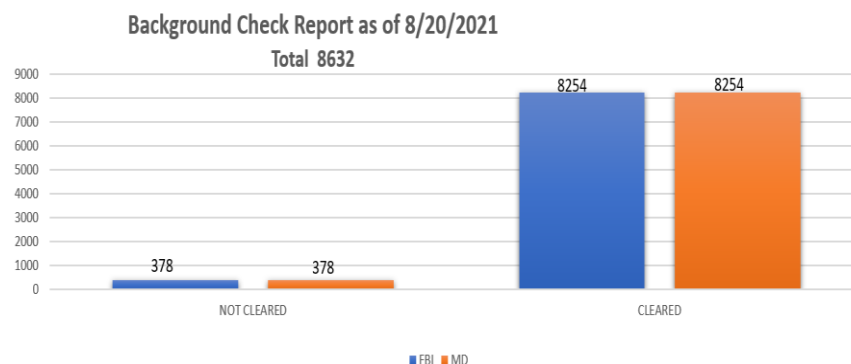
The team is now focusing its efforts on Northwood Elementary as the school prepares for its winter break relocation, which will take place December 2021. Approximately 1,400 moving boxes and 2,500 labels have been provided to the staff, in addition to 10 recycle bins and roll-offs. Prior to the summer break, school leadership began purging old academic materials to get ahead of the process.

### WORKFORCE DEVELOPMENT/ BACKGROUND CHECKS

As at August 20, 2021, 8,632 fingerprinting/ background checks were performed to as noted:

- 8,254 - cleared
- 378 - not cleared

In August 2021, one worker who was “not cleared” used the appeals process and the decision was reversed to “cleared.”



### COMPREHENSIVE MAINTENANCE PLAN HIGHLIGHTS

No new updates.

### 21<sup>ST</sup> CENTURY STUDENT INTERNSHIP PROGRAM

The hybrid program began in April 2021 with 10 students registered. Of the 10, eight reported to work in person, completed 32-hours per week, and attended weekly professional development workshops on Fridays. Job placement took place in July 2021, and students were placed at Seawall Development, 21<sup>st</sup> Century Schools, and Mahogany Inc. Students performed administrative work and helped in the placement of furniture and technology items. For students that remained virtual, they were tasked with attending professional development workshops and completing assignments associated with workshop topics.

After the program ended on July 30<sup>th</sup>, the Program found that 90 percent of the students sourced full-time employment in various retail locations and apprenticeships. The remaining 10 percent enrolled in Baltimore City Community College pursuing General Studies.

## COMMUNITY ENGAGEMENT

The bandwidth of the engagement team was stretched this summer coordinating multi-activities including, but not limited to the following:

- Participated in seven back to school events - Students and families interacted with the construction teams and received back-to-school gift bags prepared by the team and summer interns.
- August 17, 2021 - Chaired the final feasibility study presentation for Commodore John Rodgers with some 20 attendees. The final options were reviewed with emphasis placed on the recommended option.
- August 17, 2021 – Chaired a bi-lingual construction kick-off meeting for Highlandtown EMS #237. Attendees included the Southeast CDC as well as the office of Senate President, Bill Ferguson.
- Worked with the office of Councilwoman Ramos and other City agencies including DOT, DOP, DPW, and INSPIRE in reviewing vehicular access at the now closed Curran Drive.
- Brokered a parking agreement with the Maryland Dept. of Housing - Allowing teachers and staff at Harford Heights and Sharp-Leadenhall to use its lot until demo of the March Building is complete.



On May 12<sup>th</sup> the team hosted building tours of Billie Holiday and Katherine Johnson with Councilman Bullock and other City Schools leadership to determine the feasibility of having school-based Health Center Programs in those buildings. Tours continued July 7, 2021 with Senator Hayes, as well as Dr. Mohan Suntha; President & CEO of the University of Maryland Medical System, Neil Meltzer; President & CEO of LifeBridge Health, and Kurt Sonmers; Saint Agnes Hospital.

## COMMUNICATIONS

The team planned, coordinated, and managed a total of three “hybrid” ribbon cutting events for six school buildings housing eight school programs. The grand opening events followed COVID-19 guidelines with a limited in-person audience. The speaking programs were live streamed to City Schools’ social media channels and featured building video tours of each school building directly following the remarks.

### Harford Heights Elementary School and Sharp-Leadenhall E/M School Ribbon Cutting:

- June 17, 2021
- Facebook 1.4K Views | 41 Comments
- Student remarks from Isaiah Miales, Harford Heights 3<sup>rd</sup> Grader





### Billie Holiday Elementary, Katherine Johnson Global Academy, and Robert W. Coleman Elementary School Ribbon Cutting:

- August 24, 2021
- Facebook 1.3K Views | 21 Comments
- Student remarks from Merci Lineberger; Billie Holiday 2<sup>nd</sup> Grader, Raychelle Gee; KJGA 8<sup>th</sup> Grader, Yaminah Jefferson; Robert W. Coleman 5<sup>th</sup> Grader



### Claremont Middle/ High, Govans Elementary, and Patterson High School Ribbon Cutting:

- August 26, 2021
- Facebook 1K Views 67 comments
- Student remarks from Desean Dennis, Claremont 12<sup>th</sup> Grader; Ellis Dandridge, Govans 5<sup>th</sup> Grader; Corey Coleman, Patterson 12<sup>th</sup> Grader.



The team managed communications for community meetings, general program information, and released the [Summer Newsletter](#) in July. The newsletter highlighted the status of each school, the student perspective of the new buildings, school renaming, and swing locations. The team stayed active on social media with new content creation ideas and consistent postings. Recent posts include time capsule materials, events, building photography and program updates! Communications recently covered several elected official walkthroughs at different buildings, which included Senator Antonio Hayes and Councilman John Bullock.

